

IRCAD X TAES LAPAROSCOPIC GENERAL SURGERY COURSE FOR RESIDENTS

MAY 22-24, 2020

ASIA IRCAD - TAIWAN



PRESIDENT

Jacques Marescaux, MD, FRCS, FJSES.
President, IRCAD/EITS
University of Strasbourg, France

CHAIRMAN

Min-Ho Huang 黃明和, MD. PhD. MPH
President, IRCAD Taiwan/AITS
Show Chwan Memorial Hospital
Changhua, Taiwan

COURSE DIRECTORS

Wayne Huang 黃士維
MD. MPH.
Director, IRCAD Taiwan/AITS
Show Chwan Memorial Hospital
Changhua, Taiwan

Charles Chung-Wei Lin 林忠韋
MD. FACS
Vice Dean, IRCAD Taiwan/AITS
Show Chwan Memorial Hospital
Changhua, Taiwan

COURSE OBJECTIVES

- To prepare the residents ready for safe practice of laparoscopic surgery
- To describe and understand the equipment, tools, energy, and pneumoperitoneum
- To present the fundamentals of laparoscopic techniques
- Practical training sessions to learn or improve the performance of basic techniques in laparoscopic surgery, such as intra-corporeal suturing and tying techniques of knots, coordinating both hands for dissection and safe energy use in laparoscopy
- To describe the results and potential complications of laparoscopic procedures

INVITED FACULTY

| | | | | | |
|-------------------|--------------------|--------|--------------------|--------------------|--------|
| Jacques Marescaux | (video conference) | France | Bernard Dallemagne | (video conference) | France |
| De-Chuan CHAN | 詹德全 | | I-Shu CHEN | 陳以書 | |
| Ying-Jui CHAO | 趙盈瑞 | | Yue-Han HUANG | 黃約翰 | |
| Chih-I CHEN | 陳致一 | | Kuo-Hsin CHEN | 陳國鎰 | |
| Hsin-An CHEN | 陳信安 | | Gar-Yang CHAU | 周嘉揚 | |
| Shih-Chin CHEN | 陳世欽 | | Shu-Cheng CHOU | 周書正 | |
| Yen-Cheng CHEN | 陳言丞 | | Ming-Te HUANG | 黃銘德 | |
| Chia-Lin CHOU | 周家麟 | | Heng-Hui LIEN | 連恆輝 | |
| Yue-Lin FANG | 方躍霖 | | Cheng-Ming PENG | 彭正明 | |
| Jian-Wei HUANG | 黃建偉 | Taiwan | Yu-Feng TIAN | 田宇峯 | Taiwan |
| Ting-Shuo HUANG | 黃挺碩 | | Cheng-Chan YU | 余政展 | |
| Tun-Sung HUANG | 黃敦頌 | | Weu WANG | 王偉 | |
| Wei-Tang KAO | 高偉崇 | | Shen-Nien WANG | 王森稔 | |
| Hsin-Hong KUO | 郭信宏 | | Khaa-Hoo ONG | 王家豪 | |
| Hung-Hsin LIN | 林宏鑫 | | Jimmy SU | 蘇峻民 | |
| Chang-Yun LU | 呂長運 | | Lien-Cheng TSAO | 曹連誠 | |
| Chin-Hung WEI | 魏晉弘 | | Po-Hsuan WU | 吳柏宣 | |
| Yueh-Tsung LEE | 李岳聰 | | Hon-Phin WONG | 黃漢斌 | |

TARGET AUDIENCE

Surgeons in training who wish to solidify knowledge on basic principles and theories behind laparoscopic surgery, including instrumentation, ergonomics, technical skills, on comprehensive but fundamental fields such as emergency, pediatric, endoscopy, biliary, trauma surgery.

Friday, May 22, 2020

08.20 am - Welcoming of participants

W. Huang – C. Lin

08.30 am OPENING SESSION IN AUDITORIUM

Chairmen : 王森稔、彭正明、余政展

| | | |
|-------|---|----------------|
| 08.30 | History and evolution of MIS | H.H. LIEN 連恆輝 |
| 08.50 | Laparoscopic equipment: camera, optical system, insufflator and instruments | Y.H. HUANG 黃約翰 |
| 09.10 | Basic principle of laparoscopy: exposure, traction and ergonomic | L.C. TSAO 曹連誠 |
| 09.30 | Trocars and methods of access | C.W. LIN 林忠葦 |
| 09.40 | Effects of pneumoperitoneum | S.C. CHOU 周書正 |

10.00- 10.30 Coffee Break

Chairmen : 連恆輝、黃約翰

| | | |
|-------|--|----------------|
| 10.30 | Laparoscopic suturing-training for mastery | W. HUANG 黃士維 |
| 10.50 | Surgical energy: principles, settings, and proper usage | S.C. CHEN 陳世欽 |
| 11.10 | Laparoscopic intracorporeal GI anastomoses | C.C. YU 余政展 |
| 11.30 | Cholecystectomy-basic principles and techniques in common and complex situations | H.P. HUANG 黃漢斌 |
| 11.45 | Laparoscopic common bile duct explore: indication, techniques and cautions | S.N. WANG 王森稔 |

12.00- 13.00 Lunch Break

| | | |
|-------|---|------------------------------------|
| 13.00 | Next Step in Minimally Invasive Surgery : Image-guided approach | J. Marescaux (video conference) |
|-------|---|------------------------------------|

13.30 pm PRE-LAB SESSION IN AUDITORIUM

- Presentation of the exercise in training box

14.00 pm PRACTICAL SESSION IN EXPERIMENTAL LABORATORY

- Workshops are run in parallel. Participants will have access to all workshops

| | | |
|----------------|--------------------------|--|
| 14.00-18.00 | A: LASTT | B: Endoscopic painting |
| 25 min/station | C: Hiwin LASTT & McGRATH | D: Laparoscopic Instruments Manipulation |
| Group 1 | E: Origami | |
| Group 2 | Laparoscopic Suturing | |

18.00 **End of the course**

Saturday, May 23, 2020

08.20 am - Welcoming of participants

08.30 am OPENING SESSION IN AUDITORIUM

Chairmen : 王偉、黃銘德、周嘉揚

| | | |
|-------|---|---------------|
| 08.30 | Laparoscopy in hernia surgery | K.H. CHEN 陳國鈺 |
| 08.50 | Laparoscopy in acute abdomen | H.A. CHEN 陳信安 |
| 09.10 | Laparoscopic distal pancreatectomy and splenectomy | Y.J. CHAO 趙盈瑞 |
| 09.30 | Endoscopy: basic principle and collaboration with surgery | J. SU 蘇峻民 |
| 09.50 | Laparoscopy in gastric submucosal tumor | Y.T. LEE 李岳聰 |

10.10- 10.40 Coffee Break

Chairmen : 田宇峯、陳國鈺、詹德全

| | | |
|-------|---|----------------|
| 10.40 | Laparoscopic bariatric surgery | W. WANG 王偉 |
| 11.00 | Laparoscopic colorectal surgery | Y.F. TIAN 田宇峯 |
| 11.20 | How to design and conduct a clinical research | T.S. HUANG 黃挺碩 |
| 11.40 | Laparoscopy in pediatric surgery : bowel surgery, hernia and appendectomy | C.H. WEI 魏晉弘 |

12.00-13.00 Lunch Break

| | | |
|-------|-----|-------------------------------------|
| 13.00 | TBD | B. Dallemagne (video conference) |
|-------|-----|-------------------------------------|

13.30 pm PRE-LAB SESSION IN AUDITORIUM

- Demonstrations of the exercises to be performed

14.00 pm PRACTICAL SESSION IN EXPERIMENTAL LABORATORY

- Workshops are run in parallel. Participants will have access to all workshops

| | |
|---------|-----------------------|
| Group 1 | Flexible endoscopy |
| Group 2 | Laparoscopic Suturing |
| Group 3 | Ultrasound |

18.00 **End of the course**

Sunday, May 24, 2020

08.20 am - Welcoming of participants








08.30 am PRE-LAB SESSION IN AUDITORIUM

08.30 Lab rules, demonstration of porcine anatomy, procedures to be performed W. HUANG 黃士維

09.00 am PRACTICAL SESSION IN EXPERIMENTAL LABORATORY









- Change into a surgical gown **09.00 Team 1 (No.1-No.30)** --> **09.15 Team 2 (No.31-No.60)**

All faculty will be present

-  Cystopexy
-  Cystotomy
-  Cystorraphy
-  Small bowel resection with GIA
-  Small bowel anastomosis
-  Gastrojejunostomy
-  cholecystectomy

12.00-13:30 pm Lunch at the institute

13.30 pm PRACTICAL SESSION IN EXPERIMENTAL LABORATORY

-  Hernioplasty
-  Sigmoidectomy
-  Nissen fundoplication
-  CBD exploration with T-tube placement
-  Vascular control of bleeding
-  Splenectomy
-  Nephrectomy
-  hepatectomy

17.30 Change clothes Team 1 (No.1-No.30) → **17.45** Team 2 (No.31-No.60)

17:45 **Delivery of Certificates**

ALL CHAIRS

18.00 **End of the course**