

TAES X IRCAD X TSSG
LAPAROSCOPIC GENERAL SURGERY COURSE
FOR RESIDENTS
JANUARY 22-24, 2021
ASIA IRCAD – TAIWAN



Medtronic
Further, Together



ircad
Taiwan

PRESIDENT

Jacques MARESCAUX

MD, FRCS, FJSES,
President, IRCAD/EITS
University of Strasbourg, France

CHAIRMAN

Min-Ho HUANG 黃明和

MD, PhD, MPH,
President, IRCAD Taiwan/AITS
Show Chwan Memorial Hospital,
Changhua, Taiwan

COURSE DIRECTORS

Wayne Shih-Wei HUANG 黃士維

MD, MPH
Director, IRCAD Taiwan/AITS
Show Chwan Memorial Hospital,
Changhua, Taiwan

Charles Chung-Wei LIN 林忠葦

MD, FACS
Vice Dean, IRCAD Taiwan/AITS
Show Chwan Memorial Hospital,
Changhua, Taiwan

COURSE OBJECTIVES

- To prepare the residents ready for safe practice of laparoscopic surgery
- To describe and understand the equipment, tools, energy, and pneumoperitoneum
- To present the fundamentals of laparoscopic techniques
- Practical training sessions to learn or improve the performance of basic techniques in laparoscopic surgery, such as intra-corporeal suturing and tying techniques of knots, coordinating both hands for dissection and safe energy use in laparoscopy
- To describe the results and potential complications of laparoscopic procedures

TARGET AUDIENCE

Surgeons in training who wish to solidify knowledge on basic principles and theories behind laparoscopic surgery, including instrumentation, ergonomics, technical skills, on comprehensive but fundamental fields such as emergency, pediatric, endoscopy, biliary, trauma surgery.

INTERNATIONAL FACULTY

- ✚ Alfred Allen E. BUENAFE (Phippines) (videoconference)
- ✚ Paolo PORCIUNCULA (Phippines) (videoconference)

- ✚ Suthep UDOMSAWAENG SUP (Thailand) (videoconference)

GENERAL SURGERY FACULTY

北部

- ✚ 宋睿祥 Ruey-Shyang SOONG (基隆長庚紀念醫院)
- ✚ 趙盈凱 Yin-Kai CHAO (林口長庚紀念醫院)
- ✚ 許瀚水 Han-Shui HSU (臺北榮民總醫院)
- ✚ 周書正 Shu-Cheng CHOU (臺北榮民總醫院)
- ✚ 詹德全 De-Chuan CHAN (三軍總醫院)
- ✚ 樊修龍 Hsiu-Lung FAN (三軍總醫院)
- ✚ 黃敦頌 Tun-Sung HUANG (馬偕紀念醫院)
- ✚ 陳信安 Hsin-An CHEN (衛生福利部雙和醫院)
- ✚ 魏晉弘 Chin-Hung WEI (衛生福利部雙和醫院)
- ✚ 蔡奎彥 Kuei-Yen TSAI (衛生福利部雙和醫院)
- ✚ 王偉 Weu WANG (臺北醫學大學附設醫院)
- ✚ 張巨成 Chu-Cheng CHANG (中國醫藥大學新竹附設醫院)
- ✚ 邵彥誠 (中國醫藥大學新竹附設醫院)
- ✚ 黃晟璋 (馬偕紀念醫院)
- ✚ 陳國鎰 Kuo-Hsin CHEN (亞東紀念醫院)
- ✚ 賴彥均 Yen-Chun LAI (聿信醫療器材科技股份有限公司)

中部

- ✚ 羅少喬 Shao-Ciao LUO (台中榮民總醫院)
- ✚ 陳自諒 William CHEN (中國醫藥大學附設醫院)
- ✚ 柯道維 Tao-Wei KE (中國醫藥大學附設醫院)
- ✚ 許政雄 Cheng-Hsiung HSU (童綜合綜合醫院)
- ✚ 許倍豪 Bei-Hao SHIU (中山醫學大學附設醫院)
- ✚ 傅玉璋 Yu-Wei FU (彰化基督教醫院)
- ✚ 蘇峻民 Jimmy Chun-Min SU (彰化秀傳紀念醫院)
- ✚ 吳鴻昇 James WU (彰濱秀傳紀念醫院)
- ✚ 李岳聰 Yueh-Tsung LEE (彰濱秀傳紀念醫院)

南部

- ✚ 趙盈瑞 Ying-Jui CHAO (成功大學醫學院附設醫院)
- ✚ 廖亭凱 Ting-Kai LIAO (成功大學醫學院附設醫院)
- ✚ 王森稔 Shen-Nien WANG (衛生福利部台南醫院)
- ✚ 周易韋 Yi-Wei CHOU (台南市立醫院)
- ✚ 劉秉泓 Ping-Hung LIU (國軍高雄總醫院)
- ✚ 郭功楷 Kung-Kai KUO (高雄醫學大學附設醫院)
- ✚ 陳秉澤 Ping-Tze CHEN (衛福部新營醫院)

GASTROENTEROLOGY FACULTY

- ✚ 區士方 Shih-Fang OU (台南市立醫院)
- ✚ 康瑞文 Jui-Wen KANG (成大大學醫學院附設醫院醫院)
- ✚ 吳文傑 Wen-Chieh WU (員生醫院)

- ✚ 顏旭亨 Hsu-Heng YEN (彰化基督教醫院)
- ✚ 蕭冠群 Kuan-Chun HSIAO (員林基督教醫院)
- ✚ 林宛姿 (台中榮民總醫院)
- ✚ 周莒光 (嘉義基督教醫院)

RADIOLOGY FACULTY

- ✚ 陳明志 Ming-Chih CHERN (彰化秀傳紀念醫院)

Day 1 - Friday, January 22, 2021

08.00 am - Registration

08.20 am MORNING SESSION (1F)

Chairmen : TBD

08.20	OPENING SESSION IN AUDITORIUM Welcome to Participants	W. HUANG 黃士維 & C.W. LIN 林忠葦
08.40	Laparoscopic equipment: camera, optical system, insufflator, and instruments	Karl Storz Rep
09.05	Basic principle of laparoscopy: exposure, traction, and ergonomic	H.L. FAN 樊修龍
09.30	Trocars and methods of access	C.W. LIN 林忠葦
09.55	Surgical energy: principles, settings, and proper usage	P. PORCIUNCULA (videoconference)

10.20- 10.45 Coffee Break

Chairmen : TBD

10.45	Effects of pneumoperitoneum	S.C. CHOU 周書正
11.10	Laparoscopic suturing-training for mastery	W. HUANG 黃士維
11.35	Cholecystectomy-basic principles and techniques in common and complex situations	S.N. WANG 王森稔
12.00	Laparoscopic hernia surgery	A. BUENAFE (videoconference)

12.25- 13.25 Lunch Break

13.25 pm AFTERNOON SESSION (1F)

13.25 pm PRE-LAB SESSION IN AUDITORIUM

C.W LIN 林忠葦

- Presentation of the exercise in training box.

Day 1 - Friday, January 22, 2021

14.00 pm EXPERIMENTAL LABORATORY – Training Box

14.00 pm PRACTICAL SESSION IN EXPERIMENTAL LABORATORY (2F & 3F)

- Workshops are run in parallel. Participants will have access to all workshops.

<p>3F Laboratory</p> <p>Rotation: 20 min/each station</p> <p>【Group 1】 14:00-16:00</p> <p>【Group 2】 16:00-18:00</p>	<p>Endoscopic painting</p> <p>(20 min)</p>	<p>Origami</p> <p>(20 min)</p>
	<p>LASTT:</p> <ol style="list-style-type: none"> Number Camera Navigation Ring Hang-Eye Coordination Pin Bi-Manual Coordination <p>(6 min/stage)</p>	<p>Special Stage:</p> <ol style="list-style-type: none"> DARWIN 3D (Suture) Medtronic Energy & A&I Devices <p>(9 min/stage)</p>
	<p>Laparoscopic Instruments Manipulation</p> <p>Circular Cutting (15 min)</p> <p>Bean Snatch (5 mins)</p>	
<p>2F Mei Chi Conference Room</p> <p>【Group 2】 14:00-16:00</p> <p>【Group 1】 16:00-18:00</p>	<p>Laparoscopic Suturing</p> <p>(120 mins)</p>	

18.00 End of the day

Day 2 - Saturday, January 23, 2021

08.30 am MORNING SESSION (1F)

Chairmen : 許瀚水 · 林忠葦

08.30	Partnering with Medtronic – Suture & Ligation , Energy & Stapling	Medtronic Rep
09.10	Laparoscopic common bile duct exploration: indication, techniques and cautions	S.N. WANG 王森稔
09.35	Laparoscopic distal pancreatectomy	Y.J.CHAO 趙盈瑞
10.00	Endoscopy: basic principle and collaboration with surgery	S.F OU 區士方
10.25	Intravenous Anesthesia – You Should Know More about It!	Y.C. LAI 賴彥均

10.50-11.10 Coffee Break

11.10 am MORNING SESSION (1F)

Chairmen : TBD

11.10	Laparoscopy in pediatric surgery : bowel surgery, hernia and appendectomy	C.H.WEI 魏晉弘
11.35	Laparoscopic colorectal surgery	W. CHEN 陳自諒
12.00	Laparoscopic bariatric surgery	W. WANG 王偉

12.25 – 13.25 Lunch Break

13.25 pm AFTERNOON SESSION (1F)

Chairmen : TBD

13.25	How to become a KOL in your field	Y.K.CHAO 趙盈凱
13.50	ELSA's role in surgical training	S. UDOMSAWAENG SUP (videoconference)

14.15 pm PRE-LAB SESSION IN AUDITORIUM

C.W. LIN 林忠葦

- Demonstration of the exercises to be performed.

Day 2 - Saturday, January 23, 2021

15.40 pm **EXPERIMENTAL LABORATORY – Training Box & Live Tissue**

15.40 pm **PRACTICAL SESSION IN EXPERIMENTAL LABORATORY (2F & 3F)**

- Workshops are run in parallel. Participants will have access to all workshops.

3F Laboratory Flexible Endoscopy (80 min)	1. B.E.S.T. Box 2. Ex-vivo Model Rotation: 40 min/stage
3F Laboratory Ultrasound (80 min)	1. Scan 2. Ablation Rotation: 40 min/stage
2F Mei Chi Conference Room Laparoscopic Suturing (80 min)	

18.40 **End of the day**

19.00 **Congress banquet**

20.40 **Shuttle Bus back to Hotel**

Day 3 - Sunday, January 24, 2021

08.30 am MORNING SESSION (1F)

08.55 am PRE-LAB SESSION IN AUDITORIUM

W. HUANG 黃士維




- Lab rules, demonstration of porcine anatomy, procedures to be performed.

09.25 am EXPERIMENTAL LABORATORY – Hands' on session on Live Tissue

09.25 am PRACTICAL SESSION IN EXPERIMENTAL LABORATORY (3F)

All faculty will be present

 Cystopexy
 Cystotomy
 Cystorrhaphy
 Small bowel resection with GIA

 Small bowel anastomosis
 Gastrojejunostomy
 Cholecystectomy





12.00 - 13.00 Lunch Break

13.00 pm EXPERIMENTAL LABORATORY – Hands' on session on Live Tissue

13.00 pm PRACTICAL SESSION IN EXPERIMENTAL LABORATORY

All faculty will be present

 Hernioplasty
 Sigmoidectomy
 Nissen fundoplication
 CBD exploration with T-tube placement

 Vascular control of bleeding
 Splenectomy
 Nephrectomy
 Hepatectomy

16.30 pm BACK TO THE AUDITORIUM

Delivery of Certificates

ALL CHAIRS

17.00 End of the course