

**TAES X IRCAD X TSSG**  
**LAPAROSCOPIC GENERAL SURGERY COURSE**  
**FOR RESIDENTS**  
**SEPTEMBER 3-5, 2021**  
**ASIA IRCAD – TAIWAN**



**Medtronic**  
Further, Together



**ircad**  
Taiwan

**PRESIDENT**

**Jacques MARESCAUX**

MD, FRCS, FJSES,  
President, IRCAD/EITS  
University of Strasbourg, France

**CHAIRMAN**

**Min-Ho HUANG 黃明和**

MD, PhD, MPH,  
President, IRCAD Taiwan/AITS  
Show Chwan Memorial Hospital,  
Changhua, Taiwan

**COURSE DIRECTORS**

**Wayne Shih-Wei HUANG 黃士維**

MD, MPH  
Director, IRCAD Taiwan/AITS  
Show Chwan Memorial Hospital,  
Changhua, Taiwan

**Charles Chung-Wei LIN 林忠葦**

MD, FACS  
Vice Dean, IRCAD Taiwan/AITS  
Show Chwan Memorial Hospital,  
Changhua, Taiwan

**COURSE OBJECTIVES**

---

- To prepare the residents ready for safe practice of laparoscopic surgery
- To describe and understand the equipment, tools, energy, and pneumoperitoneum
- To present the fundamentals of laparoscopic techniques
- Practical training sessions to learn or improve the performance of basic techniques in laparoscopic surgery, such as intra-corporeal suturing and tying techniques of knots, coordinating both hands for dissection and safe energy use in laparoscopy
- To describe the results and potential complications of laparoscopic procedures

**TARGET AUDIENCE**

---

Surgeons in training who wish to solidify knowledge on basic principles and theories behind laparoscopic surgery, including instrumentation, ergonomics, technical skills, on comprehensive but fundamental fields such as emergency, pediatric, endoscopy, biliary, trauma surgery.

## INTERNATIONAL FACULTY

---

- ✚ Alfred Allen E. BUENAFE (Phippines) (videoconference)
- ✚ Paolo PORCIUNCULA (Phippines) (videoconference)

- ✚ Suthep UDOMSAWAENG SUP (Thailand) (videoconference)

## GENERAL SURGERY FACULTY

---

### 北部

- ✚ 宋睿祥 Ruey-Shyang SOONG (基隆長庚紀念醫院)
- ✚ 葉大森 Ta-Sen YE H (林口長庚紀念醫院)
- ✚ 趙盈凱 Yin-Kai CHAO (林口長庚紀念醫院)
- ✚ 許瀚水 Han-Shui HSU (臺北榮民總醫院)
- ✚ 樊修龍 Hsiu-Lung FAN (三軍總醫院)
- ✚ 陳信安 Hsin-An CHEN (衛生福利部雙和醫院)
- ✚ 魏晉弘 Chin-Hung WEI (衛生福利部雙和醫院)
- ✚ 王偉 Weu WANG (臺北醫學大學附設醫院)
- ✚ 張巨成 Chu-Cheng CHANG (中國醫藥大學新竹附設醫院)
- ✚ 邵彥誠 Yen-Chen Shao (中國醫藥大學新竹附設醫院)
- ✚ 黃晟璋 Cheng-Wei HUANG (馬偕紀念醫院)
- ✚ 陳國鏗 Kuo-Hsin CHEN (亞東紀念醫院)

### 中部

- ✚ 羅少喬 Shao-Ciao LUO (台中榮民總醫院)
- ✚ 陳自諒 William CHEN (中國醫藥大學附設醫院)
- ✚ 柯道維 Tao-Wei KE (中國醫藥大學附設醫院)
- ✚ 曹連誠 Lien-Cheng TSAO (彰化基督教醫院)
- ✚ 傅玉璋 Yu-Wei FU (彰化基督教醫院)
- ✚ 蘇峻民 Jimmy Chun-Min SU (彰化秀傳紀念醫院)
- ✚ 吳鴻昇 James WU (彰濱秀傳紀念醫院)
- ✚ 李岳聰 Yueh-Tsung LEE (彰濱秀傳紀念醫院)

### 南部

- ✚ 趙盈瑞 Ying-Jui CHAO (成功大學醫學院附設醫院)
- ✚ 廖亭凱 Ting-Kai LIAO (成功大學醫學院附設醫院)
- ✚ 王森稔 Shen-Nien WANG (衛生福利部台南醫院)
- ✚ 周易韋 Yi-Wei CHOU (台南市立醫院)
- ✚ 劉秉泓 Ping-Hung LIU (國軍高雄總醫院)
- ✚ 莊樹宏 Shu-Hung CHUANG (高雄醫學大學附設中和紀念醫院)
- ✚ 陳秉澤 Ping-Tze CHEN (衛福部新營醫院)
- ✚ 趙頌慈 Chong-Chi CHIU (義大癌治療醫院)

## GASTROENTEROLOGY FACULTY

---

- ✚ 區士方 Shih-Fang OU (台南市立醫院)
- ✚ 吳文傑 Wen-Chieh WU (員生醫院)
- ✚ 簡錫淵 Hsi-Yuan CHIEN (臺北醫學大學附設醫院)

- ✚ 林宛姿 Wan-Tzu LIN (台中榮民總醫院)
- ✚ 楊佳偉 Chia-Wei Yang (彰化基督教醫院)

## RADIOLOGY FACULTY

---

- ✚ 陳明志 Ming-Chih CHERN (彰化秀傳紀念醫院)

# Day 1 - Friday, September 3, 2021

08.00 am - Registration

## 08.20 am MORNING SESSION (1F)

Chairmen :TBD

08.20	<b>OPENING SESSION IN AUDITORIUM</b> Welcome to Participants	<b>W. HUANG 黃士維</b> & <b>C.W. LIN 林忠葦</b>
08.40	Laparoscopic equipment: camera, optical system, insufflator, and instruments	<b>Karl Storz Rep</b>
09.05	Basic principle of laparoscopy: exposure, traction, and ergonomic	<b>H.L. FAN 樊修龍</b>
09.30	Trocars and methods of access	<b>C.W. LIN 林忠葦</b>
09.55	Surgical energy: principles, settings, and proper usage	<b>P. PORCIUNCULA</b> (videoconference)

10.20- 10.45 Coffee Break

Chairmen :TBD

10.45	Effects of pneumoperitoneum	<b>H.A CHEN 陳信安</b>
11.10	Laparoscopic suturing-training for mastery	<b>W. HUANG 黃士維</b>
11.35	Cholecystectomy-basic principles and techniques in common and complex situations	<b>S.N. WANG 王森稔</b>
12.00	Laparoscopic hernia surgery	<b>A. BUENAFE</b> (videoconference)

12.25- 13.25 Lunch Break

## 13.25 pm AFTERNOON SESSION (1F)

### 13.25 pm PRE-LAB SESSION IN AUDITORIUM

Jimmy Chun-Min SU 蘇峻民

- Presentation of the exercise in training box.

# Day 1 - Friday, September 3, 2021

14.00 pm EXPERIMENTAL LABORATORY – Training Box

14.00 pm PRACTICAL SESSION IN EXPERIMENTAL LABORATORY (2F & 3F)

- Workshops are run in parallel. Participants will have access to all workshops.

<p><b>3F Laboratory</b></p> <p>Rotation: 20 min/each station</p> <p>【Group 1】 14:00-16:00</p> <p>【Group 2】 16:00-18:00</p>	<p><b>Endoscopic painting</b></p> <p>(20 min)</p>	<p><b>Origami</b></p> <p>(20 min)</p>
	<p><b>LASTT:</b></p> <ol style="list-style-type: none"> <li>Number Camera Navigation</li> <li>Ring Hang-Eye Coordination</li> <li>Pin Bi-Manual Coordination</li> </ol> <p>(6 min/stage)</p>	<p><b>Special Stage:</b></p> <ol style="list-style-type: none"> <li>DARWIN 3D (Suture)</li> <li>Medtronic Energy &amp; A&amp;I Devices</li> </ol> <p>(9 min/stage)</p>
	<p><b>Laparoscopic Instruments Manipulation</b></p> <p>Circular Cutting (15 min)</p> <p>Bean Snatch (5 mins)</p>	
<p><b>2F Mei Chi Conference Room</b></p> <p>【Group 2】 14:00-16:00</p> <p>【Group 1】 16:00-18:00</p>	<p><b>Laparoscopic Suturing</b></p> <p>(120 mins)</p>	

18.00 End of the day

## Day 2 - Saturday, September 4, 2021

### 08.30 am MORNING SESSION (1F)

Chairmen :TBD

08.30	Partnering with Medtronic – Suture & Ligation , Energy & Stapling	Medtronic Rep
09.10	Laparoscopic common bile duct exploration: indication, techniques and cautions	S.N. WANG 王森稔
09.35	Laparoscopic distal pancreatectomy	Y.J.CHAO 趙盈瑞
10.00	Laparoscopic bariatric surgery	W. WANG 王偉
10.25	Endoscopy: basic principle and collaboration with surgery	S.F OU 區土方

### 10.50-11.10 Coffee Break

### 11.10 am MORNING SESSION (1F)

Chairmen : 葉大森 Ta-Sen YEH

11.10	Laparoscopy in pediatric surgery : bowel surgery, hernia and appendectomy	C.H.WEI 魏晉弘
11.35	Laparoscopic colorectal surgery	W. CHEN 陳自諒

### 12.00 – 13.0 Lunch Break

### 13.00 pm AFTERNOON SESSION (1F)

Chairmen :TBD

13.00	How to become a KOL in your field	Y.K.CHAO 趙盈凱
13.25	ELSA's role in surgical training	S.UDOMSAWAENG SUP (Videoconference)

### 13.50 pm PRE-LAB SESSION IN AUDITORIUM

Jimmy Chun-Min SU 蘇峻民

- Demonstration of the exercises to be performed.

## Day 2 - Saturday, September 4, 2021

14.20 pm **EXPERIMENTAL LABORATORY – Training Box & Live Tissue**

14.20 pm **PRACTICAL SESSION IN EXPERIMENTAL LABORATORY (2F & 3F)**

- Workshops are run in parallel. Participants will have access to all workshops.

<p><b>3F Laboratory</b> Flexible Endoscopy (80 min)</p>	<p>1. B.E.S.T. Box 2. Ex-vivo Model Rotation: 40 min/stage</p>
<p><b>3F Laboratory</b> Ultrasound (80 min)</p>	<p>1. Scan 2. Ablation Rotation: 40 min/stage</p>
<p><b>2F Mei Chi Conference Room</b> Laparoscopic Suturing (80 min)</p>	

18.20 End of the day

18.20 Congress banquet

20.20 Shuttle Bus back to Hotel

## Day 3 - Sunday, September 5, 2021

09.00 am MORNING SESSION (1F)

09.00 am PRE-LAB SESSION IN AUDITORIUM

W. HUANG 黃士維




- Lab rules, demonstration of porcine anatomy, procedures to be performed.

09.30 am EXPERIMENTAL LABORATORY – Hands' on session on Live Tissue

09.30 am PRACTICAL SESSION IN EXPERIMENTAL LABORATORY (3F)

All faculty will be present

 Cystopexy  
 Cystotomy  
 Cystorrhaphy  
 Small bowel resection with GIA

 Small bowel anastomosis  
 Gastrojejunostomy  
 Cholecystectomy





12.00 - 13.00 Lunch Break

13.00 pm EXPERIMENTAL LABORATORY – Hands' on session on Live Tissue

13.00 pm PRACTICAL SESSION IN EXPERIMENTAL LABORATORY

All faculty will be present

 Hernioplasty  
 Sigmoidectomy  
 Nissen fundoplication  
 CBD exploration with T-tube placement

 Vascular control of bleeding  
 Splenectomy  
 Nephrectomy  
 Hepatectomy

16.30 pm BACK TO THE AUDITORIUM

Delivery of Certificates

ALL CHAIRS

17.00 End of the course