

TRAIN-THE-TRAINER WORKSHOP

Developing MIS Teaching Method and Mentality

February 19 to 20, 2022



COURSE DIRECTORS

Wayne Shih-Wei HUANG 黃士維

MD, MPH
Dean, IRCAD Taiwan/AITS
Chang Bing Show Chwan Memorial
Hospital,
Changhua, Taiwan

Charles Chung-Wei LIN 林忠韋

MD, FACS
Vice Dean, IRCAD Taiwan/AITS
Show Chwan Memorial Hospital,
Changhua, Taiwan

SCIENTIFIC DIRECTOR

Chin-Hung WEI 魏晉宏

MD.
Shuang Ho Hospital,
Taipei, Taiwan

COURSE OBJECTIVES

- To ensure that participants learn the theory for teaching and transfer of surgical skills
- To familiarize participants with the components of various workshops in Ircad Taiwan, and prepare them ready for future candidate as table instructors
- To teach participants how to interact with surgical trainees efficiently and appropriately during a teaching session.
- To teach participants how to successfully conduct a surgical workshop at their own institute



ONSITE FACULTY

✚ 陳言丞 Yen-Cheng CHEN

三軍總醫院

✚ 樊修龍 Hsiu-Lung FAN

三軍總醫院

✚ 郭信宏 Hsin-Hong KUO

林口長庚醫院

✚ 黃士維 Shih-Wei HUANG

彰濱秀傳醫院

✚ 林忠葦 Chung-Wei LIN

彰化秀傳醫院

✚ 蘇峻民 Chun-Min SU

彰化秀傳醫院

✚ 陳信安 Hsin-An CHEN

雙和醫院

✚ 張博智 Po ChiH CHANG

高雄醫學大學附設醫院

✚ 魏晉宏 Chin-Hung WEI

雙和醫院

✚ 李岳聰 Yueh-Tsung LEE

彰濱秀傳醫院

✚ 黃漢斌 Hon-Phin WONG

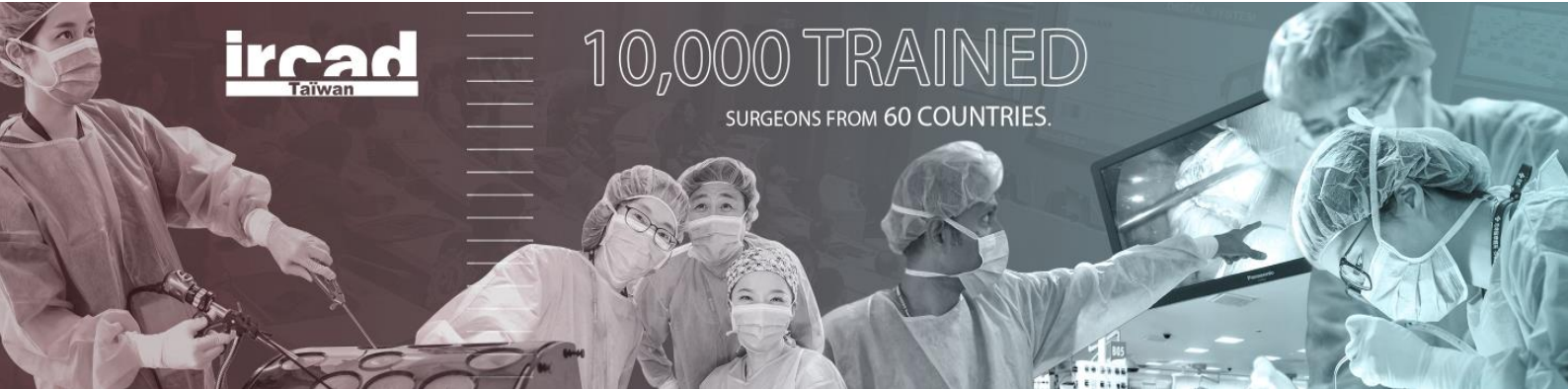
彰化秀傳醫院

■ HOTEL 住宿：

特約飯店資訊 Hotel Info：	萬楓酒店 Fairfield by Marriott Taichung
Address：	台中市西屯區環中路二段 1155 號
Tel：	04 3606 5188

■ INFO 相關資訊：

微創中心課程負責人 Course Manager：	黃宣文 Dorothy 0975-617-208
Location：	IRCAD Taiwan 秀傳亞洲遠距微創手術中心
Address：	505 彰化縣鹿港鎮鹿工路 6-1 號
Tel：	04-781-2988



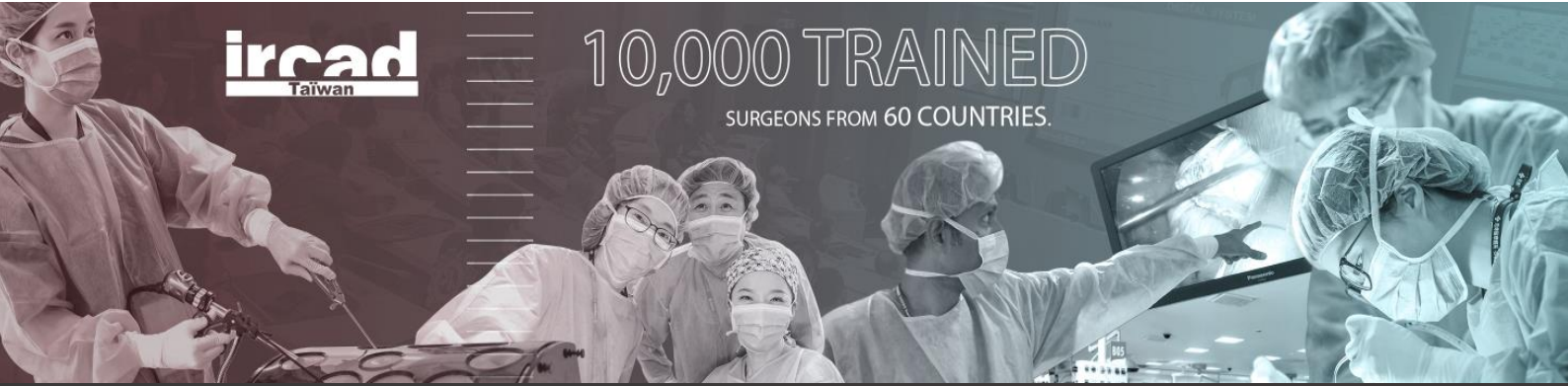
SHUTTLEBUS 交通：

交通車時刻表 Shuttlebus	
出發時間 Departure Time	路線 Route
Day 1: 2/19 (星期六 Saturday)	
06:45	萬楓酒店 → 彰濱秀傳微創手術中心 Fairfield by Marriott Taichung → IRCAD-Taiwan
18:00	微創中心 → 萬楓酒店 IRCAD-Taiwan → Fairfield by Marriott Taichung
Day 2: 2/20 (星期天 Sunday)	
07:00	萬楓酒店 → 彰濱秀傳微創手術中心 Fairfield by Marriott Taichung → IRCAD-Taiwan
18:00	彰濱秀傳微創手術中心 → 台中烏日高鐵站 IRCAD-Taiwan → Taichung High Speed Rail Station

*如需放置行李，櫃台後方設有行李間，請當日退房後帶至中心。

*自行開車者，可將車輛停放於醫院內停車格，於課程結束後至櫃檯領取免費停車卷。

*需要計程車接送者，請提前告知我們工作人員，方便為您安排。



FEBRUARY 19, SATURDAY

08.00 am Registration

MORNING

THEORETICAL SESSION – PART ONE (1F)

SPEAKER:

08.30	OPENING SESSION IN AUDITORIUM Welcome to Participants	
08.50	Components of a successful surgical workshop	林忠章 C-W LIN
09.10	Motor skill learning, theory and evidence	魏晉宏 C-H WEI
09.30	The LASTT model, BEST box, and the IRCAD theme park	蘇峻民 C-M SU
09.50	How to lead a laparoscopic suturing session using the step-wise training model	黃士維 S-W HUANG
10.10	Porcine anatomy and embryology	黃漢斌 H-P WONG
	Discussion: Question & Answer	

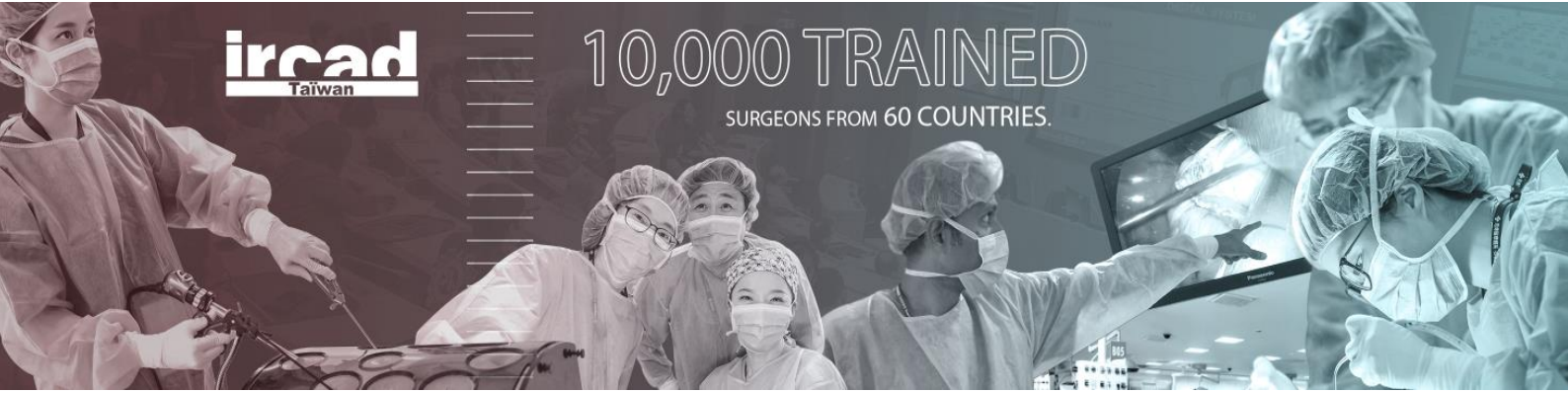
10.30 am - 11.00 am Coffee Break

SCENARIO-BASED SIMULATION – ROUND TABLE DISCUSSION (11:00-12:30)

■ **Video Demonstration**

- ✓ Scenario Discussion
- ✓ Common mistakes by TEACHERS
- ✓ Common mistakes by STUDENTS

Discussion: Exchange & Interaction



12.30 pm – 13.30 pm Lunch Break

12.40 pm PRE-LAB SESSION IN AUDITORIUM

- Presentation of the exercise in training box

13.00 pm PRACTICAL SESSION IN EXPERIMENTAL LABORATORY (3F)

- Workshops are run in parallel. Participants will have access to all workshops.

3F Laboratory IRCAD theme park Rotation: 10 min/each station 13:00-14:00	<ul style="list-style-type: none"> ■ Endoscopic painting ■ Origami 	Medtronic Innovation Technology (10 mins)
	LASTT: 1. Number Camera Navigation 2. Ring Hang-Eye Coordination 3. Pin Bi-Manual Coordination (10 mins)	Laparoscopic Instruments Manipulation 1. Circular Cutting (7 min) 2. Bean Snatch (3 mins)
IRCAD Suture Camp 14:30-16:30	Laparoscopic Suturing (120 mins) <ul style="list-style-type: none"> ■ Teaching Demonstration on <u>Dry Box</u> ■ Teaching Demonstration on <u>Ex-vivo Model</u> 	

16.30 IRCAD GAME

18.00 End of the day

18.30 Congress Banquet



ircad
Taiwan

10,000 TRAINED

SURGEONS FROM 60 COUNTRIES.

TRAIN-THE-TRAINER WORKSHOP

FEBRUARY 19 - 20, 2022

CONGRESS BANQUET 大會晚宴 (地點信件通知)



ircad
Taiwan

IRCAD-TAIWAN'S FIRST!

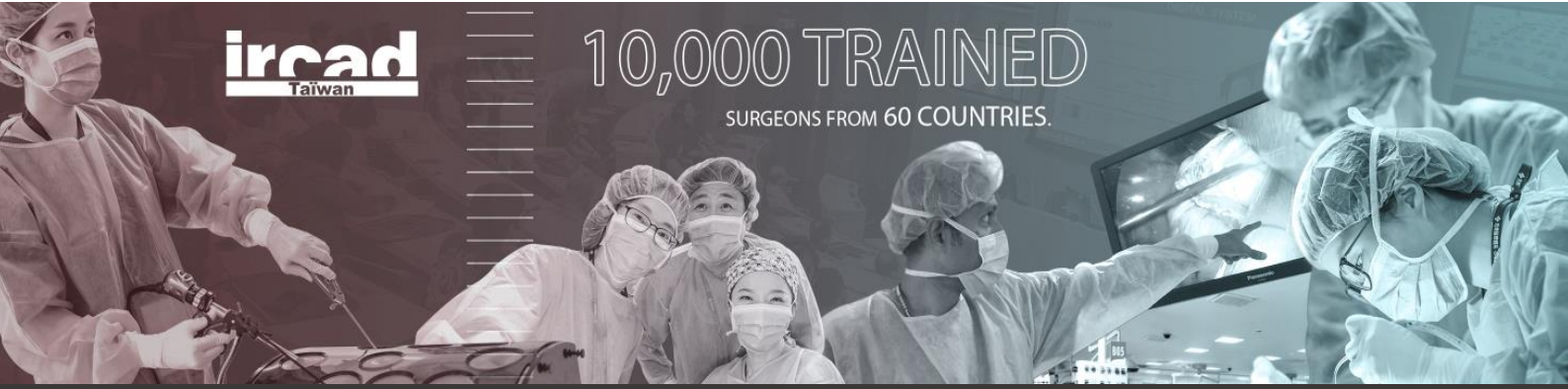
TRAIN THE TRAINER

IRCAD Alumni Dinner on Saturday

February 19, 2022

6:30 PM

RSVP DOROTHY 0932-785-104

**FEBRUARY 20, SUNDAY****08.00 am** Welcome to participants**MORNING PRACTICAL SESSION – PART ONE (1F)****SPEAKER:****08.30 PRE-LAB SESSION IN AUDITORIUM**

the procedures commonly performed in animal labs will be describe in detail. the check points to be demonstrated in each procedure w be explained.

黃士維
S-W HUANG

09.00 am SIMULATION TEACHING IN EXPERIMENTAL LABORATORY (3F)

Participants will be shown how to demonstrate proper exposure, anatomical landmarks in the porcine model, and correct techniques in the following procedures

1. TAPP
2. CBD exploration
3. Small bowel resection and anastomosis
4. Gastrectomy
5. Gastrojejunostomy

12.00 pm – 13.00 pm Lunch Break**AFTERNOON PRACTICAL SESSION – PART TWO (3F)****13.00 pm SIMULATION TEACHING IN EXPERIMENTAL LABORATORY (3F)**

6. Nissen fundoplication
7. Liver resection
8. Distal pancreatectomy
9. Liver glissoneam pedicle approach.
10. Liver hilum exploration

17.00 Conclusion and Delivery of Certificates