

# PROGRAM

ASIA IRCAD - TAIWAN

## HANDS-ON LAPAROSCOPIC BILE DUCT EXPLORATION & CHOLEDOCHOSCOPY COURSE

MAY 11 – 12, 2023



### PRESIDENT

Jacques MARESCAUX

President, IRCAD/EITS  
University of Strasbourg, France

### CHAIRMAN

黃明和 Min-Ho HUANG

President, IRCAD Taiwan/AITS  
Show Chwan Memorial Hospital,  
Changhua, Taiwan

### DIRECTOR

黃士維 Wayne Shih-Wei HUANG

Dean, IRCAD Taiwan/AITS  
Show Chwan Memorial Hospital,  
Changhua, Taiwan

### COURSE DIRECTOR

Ahmad NASSAR

University Hospital Monklands,  
Lanarkshire, UK

### COURSE DIRECTOR

莊樹宏 Shu-Hung CHUANG

Kaohsiung Medical University  
Chung-Ho Memorial Hospital,  
Kaohsiung, Taiwan

## OBJECTIVES

- Advanced procedure-based course highlighting the technical and logistical aspects of laparoscopic exploration of the bile duct and advanced biliary surgery for complex cases.
- The course is designed for consultant surgeons and senior trainees who have mastered the skills of routine and emergency laparoscopic cholecystectomy and may already have experience with intra-operative cholangiography. The candidates are made familiar with the technical aspects through short interactive talks.
- There is a major component of hands-on practice on well-designed animal tissue models and live animals.

## METHODS OF TEACHING

- Short talks, wet lab, hands-on practice and interactive discussions.
- The course has a major hands-on component with opportunities for repeat practice of cholangiography, trans-cystic duct cannulation and exploration, choledochotomy exploration and various methods of biliary drainage.
- There will be emphasis on the handling and optimal use of 3mm & 5mm choledochoscopes. Well-designed animal tissue models allow for task repetition and skills development and consolidation. This course is also combined with a workshop of live animal surgery demonstration of the setup and techniques of cholangiography and bile duct exploration.

## INTERNATIONAL FACULTY

- |  |   |
|--|---|
| <ul style="list-style-type: none"> <li>✚ Ahmad NASSAR (UK)</li> <li>✚ Akiko UMEZAWA (Japan)</li> </ul> | <ul style="list-style-type: none"> <li>✚ Ike Miguel C. MENDOZA (Philippines)</li> <li>✚ Juvie Vivencio Jose III P. VILLAFLORES (Philippines)</li> </ul> |
|--|---|

## TAIWAN FACULTY

- |   |   |
|---|---|
| <ul style="list-style-type: none"> <li>✚ 黃士維 Wayne Shih-Wei HUANG – 秀傳紀念醫院</li> <li>✚ 林忠葦 Charles Chung-Wei LIN – 秀傳紀念醫院</li> <li>✚ 周德敖 George Dev-Aur Chou – 秀傳紀念醫院</li> </ul> | <ul style="list-style-type: none"> <li>✚ 莊樹宏 Shu-Hung CHUANG - 高雄醫學大學附設中和紀念醫院</li> <li>✚ 王森稔 Shen-Nien WANG – 高雄醫學大學附設中和紀念醫院</li> <li>✚ 蘇峻民 Jimmy Chun-Min SU - 高雄市立岡山醫院</li> </ul> |
|---|---|

### HOTEL 住宿：

特約飯店資訊 Hotel Info：	鹿港永樂酒店 Union House Lukang
Address：	407 彰化縣鹿港鎮三民路 152 號
Tel：	04-776-2999

### INFO 相關資訊：

微創中心課程負責人 Course Manager：	柯宜汝 Sara 0937-929-310
Location：	IRCAD Taiwan 秀傳亞洲遠距微創手術中心
Address：	505 彰化縣鹿港鎮鹿工路 6-1 號
Tel：	04-781-2988

## ASIA IRCAD - TAIWAN

### ADVANCED BILIARY SURGERY & HANDS-ON CHOLEDOCHOSCOPY COURSE

### May 11 - 12, 2023

交通車時刻表 Shuttlebus	
出發時間 Departure Time	路線 Route
<b>Day 1: May 11 (星期四 Thursday)</b>	
<b>07.30</b>	鹿港永樂酒店 → 彰濱秀傳微創手術中心 Union House Lukang → IRCAD-Taiwan
<b>17.30</b>	彰濱秀傳微創手術中心 → 大會晚宴 IRCAD-Taiwan → Congress Dinner
<b>20.00</b>	大會晚宴 → 鹿港永樂酒店 Congress Dinner → Union House Lukang
<b>Day 2: May 12 (星期五 Friday)</b>	
<b>08.10</b>	鹿港永樂酒店 → 彰濱秀傳微創手術中心 Union House Lukang → IRCAD-Taiwan
<b>18.15</b>	彰濱秀傳微創手術中心 → 台中烏日高鐵站 IRCAD-Taiwan → Taichung High Speed Rail Station

\*如需放置行李，櫃台後方設有行李間，請當日退房後帶至中心。

\*自行開車者，可將車輛停放於醫院內停車格，於課程結束後至櫃檯領取免費停車卷。

\*需要計程車接送者，請提前告知我們工作人員，方便為您安排。

Luggage storage, parking ticket, and taxi reservation is available at IRCAD-Taiwan. Please let us know when needed.

# Day 1 – Thursday, May 11, 2023

07.30 am Participant Shuttlebus from Lukang Hotel to IRCAD-Taiwan








08.00 am Registration & Take Photo for Course Booklet

## MORNING

### THEORETICAL SESSION - 1F Auditorium



08.20 am	Welcome to participants	黃士維 W. HUANG & A. NASSAR 林忠葦 C. LIN (Online)
08.30-08.40	Single session management of bile duct stones: philosophy, evidence and training	A. NASSAR
08.40-08.50	Service design: protocol, instruments, logistics	A. NASSAR
08.50-09.00	Cholangiography: methods, interpretation and procedure selection	A. UMEZAWA
09.00-09.10	The difficult IOC: trouble shooting	A. NASSAR
09.10-09.20	Transcystic exploration; indications and case selection	莊樹宏 S.H. CHUANG
09.20-09.30	Choledochotomy exploration: indications and technique	A. UMEZAWA
09.30-09.40	The difficult exploration: multiple, large and impacted stones	A. NASSAR
	Group Photo (1F Cafeteria)	
09.40-10.00	Coffee Break	

### PRACTICAL SESSION (Ex-vivo Tissue) - 3F Laboratory



	Ex-vivo Tissue Model: Cow or Goat Liver Model	ALL FACULTIES
	 Lab Demonstration	A. NASSAR
10.00-11.00	 Cholangiography, cannulation, catheters, clamps vs. free cannula, basket in catheter  Cholangiography Station - C-ARM practice  Handling and care of the choledochoscope	
11.00-12.30	 Transcystic exploration: blind trawling, basket-in catheter, types of baskets, 3mm choledochoscopy  Intrahepatic choledochoscopy; “Wiper-Blade Maneuver”  Choledochotomy exploration: site, size, optimal use of instruments, and different techniques of stone extraction	
12.30-13.30	Lunch	

## AFTERNOON


### THEORETICAL SESSION - 1F Auditorium

13.30-13.40	 Biliary drainage: primary closure vs transcystic or T-Tube drainage, inserting, and securing drains	莊樹宏 S.H. CHUANG
13.40-13.50	 Postoperative care: biliary and other drains, cholangiography, follow-up	A. NASSAR

### PRACTICAL SESSION (Ex-vivo Tissue) - 3F Laboratory

13.50-16.30	Ex-vivo Tissue Model: Cow or Goat Liver Model	ALL FACULTIES
	 Lab Demonstration	A. NASSAR
	 Choledochotomy, stone extraction, biliary drainage and suturing	

16.30-16.45 Coffee Break

16.45-17.15  Case presentations and interactive discussion ALL FACULTIES

17.15 pm End of session

17.30 pm Faculty & Participant Shuttlebus from IRCAD-Taiwan to Congress Banquet

17.45 pm CBD Congress Banquet

19.45 pm Faculty & Participant Shuttlebus from Congress Banquet to Hotel

## Day 2 - Friday, May 12, 2023



08.10 am Participant Shuttlebus from Lugang Hotel to IRCAD-Taiwan

### MORNING

#### THEORETICAL SESSION

08.40-08.50	Towards a truly minimally invasive cholecystectomy Minimising complications: optimal access, adhesiolysis, advanced dissection and closure	A. UMEZAWA
08.50-09.00	Biliary surgery in: the obese, abdominal scars, previous biliary surgery	莊樹宏 S.H. CHUANG
09.00-09.10	One-stop management of biliary emergencies, doing our best?! Optimal management of biliary emergencies, setup, referral protocols and scheduling	A. NASSAR
09.10-09.20	Conservative management: when do we need MRCP and ERCP?	A. NASSAR


#### PRACTICAL SESSION (Live Tissue/Porcine) - 3F Laboratory

09.20-12.10	Hands-On Practice: Live Tissue/Porcine	ALL FACULTIES
	<ul style="list-style-type: none"> <li> Lab Demonstration</li> <li> Cholangiography, transcystic exploration and biliary drainage</li> </ul>	莊樹宏 S.H. CHUANG & 蘇峻民 J. SU

12.10-13.10 Lunch

### AFTERNOON

#### PRACTICAL SESSION (Live Tissue/Porcine) - 3F Laboratory

13.10-15.45	Hands-On Practice: Live Tissue/Porcine	
	 Cholangiography, transcystic exploration and biliary drainage	

15.45-16.00 Coffee Break

#### THEORETICAL SESSION

16.00-16.10	Reflections on safety markers used in the Difficult Choelcystectomy	A. NASSAR
16.10-16.20	The Critical View of Safety, how safe?	A. NASSAR
16.20-16.30	Complex cases: Mirizzi Syndrome, cholecystoenteric fistula	莊樹宏 S.H. CHUANG
16.30-16.40	Salvage strategies: intravesical approach, fundus-first dissection, subtotal cholecystectomy, cholecystostomy, conversion, abandon	A. NASSAR
16.40-16.50	Fundamentals in Preventing Bile Duct Injury	M. MENDOZA

- 16.50-17.00 Case presentations and interactive discussion
- 17.00-17.30 Short case scenarios and discussion
- 17.30 pm End of session  
Delivery of certificate of attendance
- 17.45 pm Faculty & Participant Shuttlebus from IRCAD-Taiwan to Taichung HSR Station & Hotel

# 彰濱秀傳醫療園區地圖

## Map of Chang Bing Show Chwan Health Park



### 鹿港美食 LUGANG FOOD :

餐廳 Restaurant :	電話 Tel :	地址 Address :
LeeLi's	04-777-1822	505 彰化縣鹿港鎮興化街 40-1 號
海味珍海鮮餐廳 Hai Wei Zhen Seafood	04-778-6442	505 彰化縣鹿港鎮鹿東路二段 173 號
木生海鮮會館 Mu Sheng Seafood	04-776-4072	505 彰化縣鹿港鎮自由路 77 號
王罔麵線糊 Wang Wang Taiwanese Noodle	0958-629-960	505 彰化縣鹿港鎮民族路 268 號
永香民俗小吃 Yong Xiang Taiwanese Snack	04-778-7464	505 彰化縣鹿港鎮金門巷 55 號
掬翠拾煙蔬食創作料理(素) Ju Cui Shi Yan Vegetarian Food	04-778-9112	505 彰化縣鹿港鎮金盛巷 10 號
勝豐吧 Sheng Feng Bar	0958-336- 211	505 彰化縣鹿港鎮民族路 131 號