

PROGRAM

ASIA IRCAD – TAIWAN

INTENSIVE COURSE IN LAPAROSCOPIC GENERAL SURGERY

OCTOBER 23 - 27, 2023



Medtronic
Engineering the extraordinary

PRESIDENT

Jacques MARESCAUX

*President, IRCAD/EITS
University Hospital of Strasbourg, France*

CHAIRMAN

黃明和 Min-Ho HUANG

*President, IRCAD Taiwan/AITS
Show Chwan Memorial Hospital,
Changhua, Taiwan*

DEAN

黃士維 Wayne Shih-Wei HUANG

*Dean, IRCAD Taiwan/AITS
Show Chwan Memorial Hospital,
Changhua, Taiwan*

COURSE DIRECTOR

Bernard DALLEMAGNE

*Consultant, IRCAD/EITS
University Hospital of Strasbourg, France*

COURSE DIRECTOR

林忠葦 Charles Chung-Wei LIN

*Vice Dean, IRCAD Taiwan/AITS
Show Chwan Memorial Hospital,
Changhua, Taiwan*

OBJECTIVES

- To provide basic knowledge required for safe use of laparoscopic surgery
- To describe all technical (instruments, trocars, energy sources...) and physiology principles of laparoscopic surgery
- To critically review the most common laparoscopic surgical procedures
- To learn or improve laparoscopic skills by repeatedly practicing suturing, knot-tying and performing surgical procedures during hands-on sessions

EDUCATIONAL METHODS

- Interactive didactic and video sessions between faculty and course participants
- Live and pre-recorded operative demonstrations
- Supervised hands-on training on live animal models
- Objective structured assessment of technical skills

TARGET AUDIENCE

- This course is intended for general surgeons, digestive surgeons, fellows and residents in training

UNIVERSITY DIPLOMA IN LAPAROSCOPIC SURGERY (OPTIONAL)

- Evaluation through theoretical exams and practical tests at the end of the Intensive course session leads to the delivery of a "University Diploma in Laparoscopic Surgery" awarded by the University of Strasbourg.

- The diploma fees (around 480 Euros) are to be paid.

INTERNATIONAL FACULTY

-  Jacques MARESCAUX (France)
-  Bernard DALLEMAGNE (Belgium)
-  Silvana PERRETTA (Italy)
-  Barlian SUTEDJA (Indonesia)
-  Han-Kwang YANG (South Korea)
-  Raymund ONG (Philippines)
-  Kazunori KASAMA (Japan)
-  Sang Woong LEE (South Korea)

TAIWAN FACULTY

-  陳自諒 William Tzu-Liang CHEN – 中國醫藥大學新竹附設醫院
-  魏晉弘 Chin Hung WEI – 衛生福利部雙和醫院
-  柯道維 Tao-Wei KE – 中國醫藥大學附設醫院
-  王森稔 Sen-Nien WANG - 高雄醫學大學附設中和紀念醫院
-  陳建志 Chien-Chih CHEN - 和信治癌中心醫院
-  王偉 Weu WANG - 台北醫學大學附設醫院

秀傳醫療體系

-  黃士維 Wayne Shih-Wei HUANG
-  林忠葦 Charles Chung-Wei LIN
-  吳鴻昇 James Hurng-Sheng WU
-  李岳聰 Yueh-Tsung LEE
-  吳其翔 Jungle Chi-Hsiang WU
-  林建華 Michael Chien-Hua LIN
-  歐金俊 Jing-Jim OU
-  傅軍毓 Chun-Yu FU
-  黃漢斌 Hon Phin WONG
-  蘇峻民 Jimmy Chun-Min SU
-  蘇啟成 Khay-Seng SOH

Day 1 - Monday, October 23, 2023

08.30 am Registration & Take Photo for Course Booklet

THEORETICAL SESSION – 1F Auditorium

09.00 am	Welcome to participants & Pre-course evaluation w/voting system	
09.10-10.00	<u>Laparoscopic Equipment</u> <ul style="list-style-type: none"> Organization and laparoscopes, cameras, insufflators... New imaging modalities Instruments Surgical energy: principles and devices for electrosurgery and modern tissue fusion 	B.DALLEMAGNE
10.05-10.55	<u>Basic Principles of Laparoscopic Surgery</u> <ul style="list-style-type: none"> Operating room set-up Review of the techniques of access to the peritoneal cavity Trocar characteristics, risks, safe manipulation and positioning 	S.PERRETTA
11.00-11.30	Coffee Break (1F Cafeteria) – Registration for University Diploma at Reception Desk	
11.30-12.10	<u>Laparoscopic Suturing</u> , tips & tricks	K.KASAMA
12.15-12.55	<u>Laparoscopic Surgery for Abdominal Emergencies</u> <ul style="list-style-type: none"> Laparoscopy in peritonitis Acute appendicitis 	R. ONG
13.00-14.00	Lunch (1F Cafeteria)	

EXPERIMENTAL SESSION (Option B: Suture - Dry & Ex-vivo) – 3F Laboratory

14.00-16.00	Hands-On Session on Dry Box <u>Training Procedures:</u> <ul style="list-style-type: none"> Picking up of needle Adjustment of needle angles Driving through the needles right hand / left hand Pulley method Knot tying Right hand only rotation Proper tightening of knot Continuous knot formation 	C.H.WEI
16.00-18.00	Hands-On Session on Ex-vivo Porcine Tissue <u>Training Procedures:</u> <ul style="list-style-type: none"> Gastrojejunostomy Jejunojunostomy Additional practice if have time: <ul style="list-style-type: none"> Choledochojejunostomy Pancreaticojejunostomy Bleeding Control suture 	C.H.WEI
18.00 pm	End of session	

Day 2 - Tuesday, October 24, 2023

07.45 am Faculty & Participant Shuttlebus from Lugang UNION HOUSE Hotel to IRCAD-Taiwan

LIVE SURGERY – 1F Auditorium

08.15-08.30 Evaluation of the previous day

08.30-10.00 **LIVE OR PRE-RECORDED OPERATIVE DEMONSTRATIONS**

TAPP & TEP Inguinal Hernia Repair

✚ TAPP Trans Abdominal Pre-Peritoneal technique

✚ TEP Totally Extra Peritoneal technique

THEORETICAL SESSION – 1F Auditorium

Laparoscopic Hernia Repair

10.00-10.15 ✚ Laparoscopic anatomy of inguinal hernia repair

10.20-10.35 ✚ Rationale of the laparoscopic approach (TAPP, TEP)

B.DALLEMAGNE

10.40-10.55 ✚ Ventral and incisional hernia: updated indications and techniques

W.Huang

Laparoscopic Gastrectomy

11.00-11.30 ✚ Partial Gastrectomy: tips and trick

H.K.Yang

✚ GIST

✚ Distal Gastrectomy

11.30-12.00 ✚ Total Gastrectomy

S.W. LEE

✚ E-J reconstruction

12.00-13.00 Lunch (1F Cafeteria)

– Last day to register for University Diploma at Reception Desk

13.00-13.20 PRE-LAB SESSION IN AUDITORIUM

✚ Description of the lab rules

✚ Anatomy of the animal

✚ Surgical procedures

EXPERIMENTAL SESSION (Option B: Porcine) – 3F Laboratory

13.30-17.30 Hands-On Session on Live Tissue: Two participant per station

Training Procedures:

✚ TAPP inguinal hernia repair

✚ Small bowel resection and anastomoses

✚ Gastrojejunostomy

✚ Stapled gastrojejunostomy

✚ Distal gastrectomy

17.30 pm End of session


This program is subject to modification.


Day 3 - Wednesday, October 25, 2023

LIVE SURGERY – 1F Auditorium

08.15-08.30 Evaluation of the previous day

LIVE OR PRE-RECORDED OPERATIVE DEMONSTRATIONS


08.30-09.00  Laparoscopic Cholecystectomy

09.00-11.30  Laparoscopic Gastrectomy

THEORETICAL SESSION – 1F Auditorium

Foregut Surgery

B.DALLEMAGNE

10.30-10.45  Surgery for GERD and Hiatal Hernia


10.50-11.05  Achalasia

S.PERRETTA

■ Laparoscopic Heller Myotomy

■ Per Oral Endoscopic Myotomy (POEM)

11.10-11.50 **Laparoscopic Biliary Surgery**

 Laparoscopic cholecystectomy

TBD


 Acute cholecystitis

11.50 -12.30  Laparoscopic common bile duct exploration

S.N.WANG

12.30-13.30 Lunch (1F Cafeteria)


13.30-13.50 PRE-LAB SESSION IN AUDITORIUM


 Description of the surgical procedures


EXPERIMENTAL SESSION (Option B: Porcine) – 3F Laboratory


14.00-18.00 Hands-On Session on Live Tissue:


Training Procedures:

 Laparoscopic cholecystectomy

 Common bile duct explore

 T-tube insertion

 Choledocojejunostomy

 Fundoplication

18.00 End of session

Day 4 - Thursday, October 26, 2023

LIVE SURGERY – 1F Auditorium

09.30-09.40 Evaluation of the previous day

THEORETICAL SESSION – 1F Auditorium

09.40-10.05 Future of minimally invasive surgery – J. MARESCAUX
Imaging, Robotics, and Artificial Intelligence:
The 3 weapons of choice to achieve a smart surgery

10.10-11.05 **Bariatric and Metabolic Surgery** W.Wang
✚ Tailored approach: sleeve gastrectomy, and gastric bypass
✚ Management of common and difficult complications

Group Picture (1F Auditorium)

11.10-11.40 Coffee Break (1F Cafeteria)

11.40-12.15 **Pancreatic Surgery** B. DALLEMAGNE
✚ From diagnosis to pancreatectomy

12.20-12.55 **Laparoscopic Liver Resection**: a stepwise approach C.LIN

13.00-14.00 Lunch (1F Cafeteria)

14.00-14.20 PRE-LAB SESSION IN AUDITORIUM
✚ Description of the surgical procedures

EXPERIMENTAL SESSION (Option B: Porcine) – 3F Laboratory

14.30-18.30 Hands-On Session on Live Tissue: Two participant per station

Training Procedures:

- ✚ Dissection of the hepatic pedicle
- ✚ Partial liver resection
- ✚ Liver segmentectomy
- ✚ Splenectomy
- ✚ Distal Pancreatectomy

Strasbourg University Diploma:

- Proficiency Test (Only for enrolled candidates)
- ✚ Validating procedure: small bowel resection / anastomoses

18.30 End of session

Day 5 - Friday, October 27, 2023

LIVE SURGERY – 1F Auditorium

08.15-08.30 Evaluation of the previous day


08.30-10.30 **LIVE OR PRE-RECORDED OPERATIVE DEMONSTRATIONS**

 Laparoscopic Colorectal Surgery

10.30-11.00 Coffee Break (1F Cafeteria)

Colorectal Surgery

11.00-11.55  Surgical techniques, tips and tricks in colorectal surgery W.CHEN

 Laparoscopic right and left colectomy

 TME total mesorectal excision in rectal cancer


 Transanal TME and TEM C.C.CHEN


 Prevention and management of complications

12.00-13.30 Lunch (1F Cafeteria)

THEORETICAL SESSION – 1F Auditorium

13.30-14.25 **Endocrine Surgery** TBD

 Mini invasive, robotic, and transoral thyroidectomy and parathyroidectomy

 Laparoscopic and robotic adrenalectomy

14.30-15.10 **Endo-Gastric Bariatric Surgery** S.PERRETTA

15.15-15.55 **Emerging role of flexible endoscopy in GI diseases** S.PERRETTA

16.00 pm End of the course
Evaluation of the day at reception desk (1F)
Delivery of certificate of attendance
Strasbourg University Diplomas for successful candidates will be mailed directly by France