

COURSE PROGRAM

ASIA IRCAD - TAIWAN

ADVANCED BILIARY SURGERY COURSE Hands-On Laparoscopic Bile Duct Exploration Prevention of Complications & Choledochoscopy

DECEMBER 16 - 17, 2023



Medtronic
Engineering the extraordinary

PRESIDENT

Jacques MARESCAUX
*President, IRCAD/EITS
University of Strasbourg, France*

CHAIRMAN

黃明和 Min-Ho HUANG
*President, IRCAD Taiwan/AITS
Show Chwan Memorial Hospital,
Changhua, Taiwan*

DIRECTOR

黃士維 Wayne Shih-Wei HUANG
*Dean, IRCAD Taiwan/AITS
Show Chwan Memorial Hospital,
Changhua, Taiwan*

COURSE DIRECTOR

Ahmad NASSAR
*Golden Jubilee National Hospital,
Glasgow, UK*

COURSE DIRECTOR

莊樹宏 Shu-Hung CHUANG
*Kaohsiung Medical University
Chung-Ho Memorial Hospital,
Kaohsiung, Taiwan*

OBJECTIVES

- Advanced procedure-based course highlighting the technical and logistical aspects of one-session laparoscopic management of bile duct stones and advanced biliary surgery.
- Approaches to complex pathology encountered during laparoscopic cholecystectomy are discussed with emphasis on trouble shooting through refined dissection techniques, salvage strategies, and prevention of bile duct injuries and other complications.
- The course is designed for consultant surgeons and trainees who are interested in acquiring the skills of routine and emergency laparoscopic cholecystectomy and may be considering mastering intra-operative cholangiography. The candidates are made familiar with the technical aspects of laparoscopic ductal exploration through short interactive talks.
- There is a major component of hands-on practice on well-designed animal tissue models and live animals.







METHODS OF TEACHING

- Short talks, wet lab, hands-on practice and interactive discussions.
- The course has ample opportunities for repeat practice of cholangiography, trans-cystic duct cannulation and exploration, choledochotomy exploration and various methods of biliary drainage.
- The course has ample opportunities for repeat practice of cholangiography, trans-cystic duct cannulation and exploration, choledochotomy exploration and various methods of biliary drainage.
- There will be emphasis on the handling and optimal use of 3mm & 5mm choledochoscopes. Well-designed animal tissue models allow for task repetition and skills development and consolidation. This course is also combined with a workshop of live animal surgery as well as separate work stations for realistic performance of cholangiography and laser lithotripsy for stone fragmentation.

INTERNATIONAL FACULTY

- | | |
|--|--|
|  Ahmad NASSAR (UK) |  Ike Miguel C. MENDOZA (Philippines) |
|  Akiko UMEZAWA (Japan) |  Juvie Vivencio Jose III P. VILLAFLORES (Philippines) |

TAIWAN FACULTY

- | | |
|---|---|
|  黃士維 Wayne Shih-Wei HUANG – 秀傳紀念醫院 |  莊樹宏 Shu-Hung CHUANG - 高雄醫學大學附設中和紀念醫院 |
|  林忠葦 Charles Chung-Wei LIN – 秀傳紀念醫院 |  王森稔 Shen-Nien WANG – 高雄醫學大學附設中和紀念醫院 |
|  周德敖 George Dev-Aur Chou – 秀傳紀念醫院 |  蘇峻民 Jimmy Chun-Min SU - 高雄市立岡山醫院 |

微創中心課程負責人 Course Manager	柯宜汝 Sara 0937-929-310
Location	彰濱秀傳亞洲遠距微創手術中心 IRCAD-Taiwan (Asian Institute of TeleSurgery)
Address	505 彰化縣鹿港鎮鹿工路 6-1 號 No. 6-1, Lugong Rd., Lukang Township, Changhua County, 505
Tel	+886-4-781-2988

ASIA IRCAD - TAIWAN

ADVANCED BILIARY SURGERY COURSE

交通車時刻表 Shuttlebus Time Schedule

出發時間 Departure Time	路線 Route
Day 1: December 16 (星期六 Saturday)	
07.30	鹿港永樂酒店 → 彰濱秀傳微創手術中心 Union House Lukang → IRCAD-Taiwan
17.30	彰濱秀傳微創手術中心 → 大會晚宴 IRCAD-Taiwan → Congress Dinner
20.00	大會晚宴 → 鹿港永樂酒店 → 樂活紓壓俱樂部 Congress Dinner → Union House Lukang → LOHAS RELAXING CLUB Lukang
Day 2: December 17 (星期日 Sunday)	
08.10	鹿港永樂酒店 → 彰濱秀傳微創手術中心 Union House Lukang → IRCAD-Taiwan
18.15	彰濱秀傳微創手術中心 → 台中烏日高鐵站 IRCAD-Taiwan → Taichung High Speed Rail Station

*如需放置行李，櫃台後方設有行李間，請當日退房後帶至中心。

*自行開車者，可將車輛停放於醫院內停車格，於課程結束後至櫃檯領取免費停車卷。

*需要計程車接送者，請提前告知我們工作人員，方便為您安排。

Luggage storage, parking ticket, and taxi reservation is available at IRCAD-Taiwan. Please let us know when needed.

特約飯店資訊 Hotel Info :	鹿港永樂酒店 UNION HOUSE Lukang
Address :	505 彰化縣鹿港鎮三民路 152 號 No. 152, Sanmin Road, Lukang Township, Changhua County, 505
Tel :	+886-04-776-2999
特約飯店資訊 Hotel Info :	樂活紓壓俱樂部 LOHAS RELAXING CLUB Lukang
Address :	505 彰化縣鹿港鎮鹿工路 6 號 (彰濱秀傳 心理健康大樓 2F) 2F, No. 6-2, Lugong Road, Lukang Township, Changhua County, 505 (Chang Bing Show Chwan Memorial Hospital – Mental Health Building 2F)
Tel :	+886-04-776-2999

Day 1 – Saturday, December 16, 2023

07.30 am Participant Shuttlebus from Lukang Hotel to IRCAD-Taiwan









08.00 am Registration & Take Photo for Course Booklet

MORNING

THEORETICAL SESSION - 1F Auditorium

08.20 am	Welcome to participants	黃士維 W. HUANG & A. NASSAR
08.30-08.40	Single session management of bile duct stones: philosophy, evidence and training	A. NASSAR
08.40-08.50	Service design: protocol, instruments, logistics	A. NASSAR
08.50-09.00	Cholangiography: methods, interpretation and procedure selection	A. UMEZAWA
09.00-09.10	The difficult IOC: trouble shooting	A. NASSAR
09.10-09.20	Transcystic exploration; indications and case selection	莊樹宏 S.H. CHUANG
09.20-09.30	Choledochotomy exploration: indications and technique	A. UMEZAWA
09.30-09.40	The difficult exploration: multiple, large and impacted stones	A. NASSAR
	Group Photo (1F Cafeteria) Transfer from auditorium to laboratory – change into lab clothes	
09.40-10.00	Coffee Break	



PRACTICAL SESSION (Ex-vivo Tissue) - 3F Laboratory

	Ex-vivo Tissue Model: Cow or Goat Liver Model	ALL FACULTIES
	 Lab Demonstration	A. NASSAR
10.00-11.00	 Cholangiography, cannulation, catheters, clamps vs. free cannula, basket in catheter  Handling and care of the choledochoscope	
11.00-12.30	 Transcystic exploration: blind trawling, basket-in catheter, types of baskets, 3mm choledochoscopy  Intrahepatic choledochoscopy; “Wiper-Blade Maneuver”  Choledochotomy exploration: site, size, optimal use of instruments, and different techniques of stone extraction  Cholangiography Station - C-ARM practice*  Laser station- stone fragmentation practice*	
	*Available in all practical sessions/rotating	



12.30-13.30 Lunch

AFTERNOON

THEORETICAL SESSION - 1F Auditorium

13.30-13.40		Biliary drainage: primary closure vs transcystic or T-Tube drainage, inserting, and securing drains	莊樹宏 S.H. CHUANG
13.40-13.50		Postoperative care: biliary and other drains, cholangiography, follow-up	A. NASSAR

PRACTICAL SESSION (Ex-vivo Tissue) - 3F Laboratory

13.50-16.30		Ex-vivo Tissue Model: Cow or Goat Liver Model	ALL FACULTIES
		Lab Demonstration	A. NASSAR
		Choledochotomy, stone extraction, biliary drainage and suturing	

16.30-16.45 Coffee Break

16.45-17.15  MCQs and interactive discussion ALL FACULTIES

17.15 pm End of session

17.30 pm Faculty & Participant Shuttlebus from IRCAD-Taiwan to Congress Banquet

17.45 pm CBD Congress Banquet

19.45 pm Faculty & Participant Shuttlebus from Congress Banquet to Hotel

Day 2 - Sunday, December 17, 2023

08.10 am Participant Shuttlebus from Lugang Hotel to IRCAD-Taiwan

MORNING

THEORETICAL SESSION – 1F Auditorium

08.40-08.50	Minimal access or minimally invasive cholecystectomy Minimising complications: optimal access, adhesiolysis, advanced dissection and closure	A. UMEZAWA
08.50-09.00	Biliary surgery in: the obese, abdominal scars, previous biliary surgery	莊樹宏 S.H. CHUANG
09.00-09.10	One-stop management of biliary emergencies, doing our best?! Optimal management of biliary emergencies, setup, referral protocols and scheduling	A. NASSAR
09.10-09.20	Rationale of safe gallbladder surgery	J. VILLAFLORES
Transfer from auditorium to laboratory – change into lab clothes		

PRACTICAL SESSION (Live Tissue/Porcine) - 3F Laboratory

09.20-12.10	Hands-On Practice: Live Tissue/Porcine	ALL FACULTIES
	Lab Demonstration	莊樹宏 S.H. CHUANG & 蘇峻民 J. SU
	✚ Cholangiography, transcystic exploration	
	✚ Rotating to C-Arm station	
12.10-13.10	Lunch	

AFTERNOON

PRACTICAL SESSION (Live Tissue/Porcine) - 3F Laboratory

13.10-15.45	Hands-On Practice: Live Tissue/Porcine	
	✚ Choledochotomy, biliary drainage and bilioenteric anastomosis	
	✚ Rotating to lithotripsy station	
15.45-16.00	Coffee Break	

THEORETICAL SESSION – 1F Auditorium

16.00-16.10	Reflections on safety markers used in the Difficult Choelcystectomy	A. NASSAR
16.10-16.20	The Critical View of Safety, how safe?	A. NASSAR
16.20-16.30	Complex cases: Mirizzi Syndrome, cholecystoenteric fistula	莊樹宏 S.H. CHUANG
16.30-16.40	Salvage strategies: intravesical approach, fundus-first dissection, subtotal cholecystectomy, cholecystostomy, conversion, abandon	A. NASSAR
16.40-16.50	Fundamentals in Preventing Bile Duct Injury	M. MENDOZA
16.50-17.00	Panel discussion: New technologies: ICG, laparoscopic ultrasound, single port surgery, robotic surgery	
17.00-17.10	MCQs and discussion	
17.10-17.20	Case presentations and interactive discussion	
17.20-17.30	Short case scenarios and discussion	
17.30 pm	End of session	
	Delivery of certificate of attendance	
17.45 pm	Faculty & Participant Shuttlebus from IRCAD-Taiwan to Hotel & Taichung HSR Station	

彰濱秀傳醫療園區地圖

Map of Chang Bing Show Chwan Health Park



餐廳 Restaurant :	電話 Tel :	地址 Address :
LeeLi's	+886-4-777-1822	鹿港鎮興化街 40-1 號
海味珍海鮮餐廳 Hai Wei Zhen Seafood	+886-4-778-6442	鹿港鎮鹿東路二段 173 號
木生海鮮會館 Mu Sheng Seafood	+886-4-776-4072	鹿港鎮自由路 77 號
王罔麵線糊 Wang Wang Noodle Paste	+886-958-629-960	鹿港鎮民族路 268 號
永香民俗小吃 Yong Xiang Taiwan Snack	+886-4-778-7464	鹿港鎮金門巷 55 號
掬翠拾煙蔬食創作料理 (素) Ju Cui Shi Yan (Vegetarian)	+886-4-778-9112	鹿港鎮金盛巷 10 號
勝豐吧 Sheng Feng Bar	+886-958-336- 211	鹿港鎮民族路 131 號