

# PROGRAM

## PRE-APWA MEETING WRIST ARTHROSCOPY COURSE AN ADVANCED COURSE

NOVEMBER 13 - 14, 2024

PLACE OF WRIST ARTHROSCOPY FOR THE TREATMENT OF COMPLEX PROBLEMS OF  
THE INTRINSIC LIGAMENTS AND THE SCAPHOID.

WHAT ANATOMY HAS TAUGHT US.

WHAT MODERN TECHNIQUES HAVE ENABLED US TO DO.



An IRCAD-IWC Course  
Organized by APWA, Endorsed by IWAS



Taiwan Society for Surgery of the Hand, FESSH, Honk-Kong Society for Surgery of the Hand,  
CUHK Depart. of Orthopaedics and Traumatology



### COURSE SUPERVISORS

Christophe MATHOULIN (France)

Greg BAIN (Australia)

Jui-Tien SHIH (Taiwan)

### COURSE DIRECTORS

Wei-Jen CHEN (Taiwan)




Toshiyasu NAKAMURA (Japan)

Jung-Pan WANG (Taiwan)

Pak Cheong HO (Hong Kong)

Jan Ragnar HAUGSTVEDT (Norway)

## INVITED FACULTY

 Ahlam ARNAOUT (France)	 Sanjeev KAKAR (USA)
 Eva BAUR (Germany)	 Joo-Yup LEE (Korea)
 Andrew CHIN (Singapore)	 Bo LIU (China)
 Esther CHOW (Hong Kong)	 Mark ROSS (Australia)
 Jeff ECKER (Australia)	 Chin-Hsien WU (Taiwan)
 Margaret FOK (Hong Kong)	 Jeffrey YAO (USA)
 Yi-Chao HUANG (Taiwan)	

## OBJECTIVES

- To cover a broad spectrum of surgical procedures in arthroscopic surgery
- To provide indications for surgical treatment and discuss operative complications
- To highlight technicalities of surgical interventions through the broadcasting of videos
- To allow discussion between the experts and the surgeon trainees
- To provide hands-on sessions to improve skills in arthroscopic surgery through practice on live tissue under experts' tutorials
- To describe postoperative clinical results and practical applications of evidence-based clinical medicine.

## EDUCATIONAL METHODS

- Interactive theoretical and video sessions between faculty and course participants
- Objective assessment of skills and hands-on training on anatomical specimens

### INFO 相關資訊：

微創中心課程負責人 Course Manager	柯宜汝 Sara 0937-929-310
Location	彰濱秀傳亞洲遠距微創手術中心 IRCAD-Taiwan (Asian Institute of TeleSurgery)
Address	505 彰化縣鹿港鎮鹿工路 6-1 號 No. 6-1, Lugong Rd., Lukang Township, Changhua County, 505
Tel	+886-4-781-2988

### HOTEL 住宿：

特約飯店資訊 Hotel Info	台中李方艾美酒店 LE MERIDIEN Taichung
Address	400 台中市中區建國路 111 號 No. 111, Jianguo Rd, Central District, Taichung City, 400
Tel	886-4-2224-0888

## Day 1 - Wednesday, November 13, 2024

07.00 am Faculty & Participant Shuttlebus from Hotel to IRCAD-Taiwan


08.00 am Registration & Take Photo for Course Booklet


### MORNING SESSION – 1F Auditorium


08.20 am Opening & Introduction


**Chairmen:** G. BAIN, C. MATHOULIN


08.30-09.40 **Lecture 1: SL problem- where are we in 2024?**


-  Scapholunate Instability: Insights from anatomy and the current role of wrist arthroscopy (12 min)


A. ARNAOUT  
C. MATHOULIN
-  Pathoanatomy of scapholunate instability, and clinical application of arthroscopic capsulo-ligamentous repair techniques in 2024 (12 min)


G. BAIN
-  How and when I do an arthroscopic volar suture in SLI (8 min)

S. KAKAR
-  Modular Ligament Specific Arthroscopic/ MIS Approach for Carpal Instability including new technique for Arthroscopic LRL plication” (8 min)

M. ROSS
-  Arthroscopic SL box reconstruction (10 min)

P.C. HO
-  How I do an arthroscopy-assisted scapholunate reconstruction with internal brace augmentation (6 min)

A. CHIN
-  How I do an arthroscopic DIC stabilization (6 min)

J.Y. LEE
-  DISCUSSION (15 min)

Moderator: J.Y. LEE, G. BAIN  
All faculties

Group Photo (1F Cafeteria)

### PRACTICAL SESSION 1 (Option C: Cadaver) – 3F Laboratory

09.40-12.40 Hands-On Session on Cadaver: Two participant per station

-  ADCL & SL reconstructions

All faculties

Experts help participants directly at their allocated tables or an anatomical specimen with simultaneous teaching, individual practical training by participants

12.40-13.30 Lunch (1F Cafeteria)

## AFTERNOON SESSION – 1F Auditorium

**Chairmen:** T. NAKAMURA, J.R. HAUGSTVEDT

### 13.30-14.45 **Lecture 2: TFCC problem**

- |   |   |   |
|---|---|---|
| + | An update of our understanding and practice of the anatomy, biomechanics, clinical and arthroscopic evaluation of DRUJ (14 min) | J. ECKER  |
| + | Arthroscopic transosseous repair of the TFCC using target device (8 min)  | T. NAKAMURA   |
| + | 4-strands TFCC foveal footprint repair technique (8 min)  | W.J. CHEN   |
| + | My technique of DRU ligament reconstruction (10 min)  | J. YAO  |
| + | My technique of DRU ligament reconstruction (10 min)  | J.R. HAUGSTVEDT   |
| + | My technique of DRU ligament reconstruction (10 min)  | M. FOK  |
| + | DISCUSSION (15 min)   | Moderator: Y.C. HUANG, J.R. HAUGSTVEDT<br>All faculties |

## PRACTICAL SESSION 2 (Option C: Cadaver) – 3F Laboratory

14.45-17.40 Hands-On Session on Cadaver: Two participant per station

- |   |                                |               |
|---|--------------------------------|---------------|
| + | TFCC repairs & reconstructions | All faculties |
|---|--------------------------------|---------------|

Experts help participants directly at their allocated tables or an anatomical specimen with simultaneous teaching, individual practical training by participants

17.40 pm End of session

17.55 pm Faculty & Participant Shuttlebus from IRCAD-Taiwan to Congress Dinner

18.30 pm Congress Dinner

20.30 pm Faculty & Participant Shuttlebus from Congress Dinner to Hotel

## Day 2 - Thursday, November 14, 2024

07.30 am Faculty & Participant Shuttlebus from Hotel to IRCAD-Taiwan

### MORNING SESSION – 1F Auditorium

**Chairmen:** P.C. HO, E. BAUR

#### 08.30-09.40 **Lecture 3: Scaphoid fracture & nonunion**

- |   |  |
|---|--|
| <ul style="list-style-type: none"> <li>✚ Arthroscopic bone grafting: is it a universal solution for scaphoid nonunion? (12 min)</li> <li>✚ Robotic assisted arthroscopic surgery in scaphoid fracture &amp; nonunion (6 min)</li> <li>✚ Proximal pole nonunion (12 min)</li> <li>✚ Partial wrist fusion: from open to arthroscopic (12 min)</li> <li>✚ Arthroscopic management of SNAC Wrist (12 min)</li> <li>✚ DISCUSSION (15 min)</li> </ul> | <p>E. CHOW</p> <p>B. LIU</p> <p>J.P. WANG</p> <p>E. BAUR</p> <p>J.T. SHIH</p> <p>Moderator: C.H. WU, P.C. HO<br/>All faculties</p> |
|---|--|

### PRACTICAL SESSION 3 (Option C: Cadaver) – 3F Laboratory

09.40-12.45 Hands-On Session on Cadaver: Two participant per station

- ✚ Arthroscopic surgery for scaphoid fracture, nonunion & sequelae All faculties

Experts help participants directly at their allocated tables or an anatomical specimen with simultaneous teaching, individual practical training by participants

12.45-13.45 Lunch (1F Cafeteria)

### AFTERNOON SESSION – 1F Auditorium

13.45-14.15 **Final discussion & closing** J. ECKER

14.15 pm End of the course  
Evaluation of the day  
Delivery of certificate of attendance

14.30 pm Participant & Faculty Shuttlebus from IRCAD-Taiwan to Hotel & Taichung HSR Station



APWA 2024 **THE 9<sup>th</sup>**  
**ASIA PACIFIC WRIST ASSOCIATION**  
**ANNUAL CONGRESS**

**2024**  
 Nov. 15 FRI ▶ Nov. 16 SAT  
**TAIPEI**



**Important Dates**

- Registration and abstract submission open: February 1st, 2024
- Abstract submission deadline: May 31, 2024
- Early bird registration deadline: August 15, 2024

Venue:  
 Taipei Veterans General Hospital,  
 Taipei, Taiwan

<https://www.apwa2024.org>

**Scientific Program Highlights**

- Arthroscopy
- Distal Radius / Scaphoid
- DRUJ / TFCC / SL Instability
- WALANT Surgery
- Fusion / Arthroplasty
- Re / Transplantation
- Tendon / Nerve/ Flap
- Tumor / Infection / Pediatric
- Ultrasound / Radiology
- Rehabilitation / Sport

**Honorary Chairs**



**Jeffrey Oscar ECKER**  
 Director of Hand and Upper Limb Centre  
 and Wrist + Hand Institute



**Yuan-Kun Tu**  
 E-Da Hospital



**Yin-Chih Fu**  
 Kaohsiung Medical University  
 Chung-Ho Memorial Hospital



**Jui-Tien Shih**  
 Armed Forces  
 Taoyuan General Hospital

**Congress President**

**Congress Vice-President**

Organized by



[www.apwa2024.org](http://www.apwa2024.org)

**Pre-course (Nov. 13-14, 2024) IRCAD TAIWAN: An IRCAD-IWC GROUP EVENT**

**Course instructors**

- Arthroscopy TFCC



**Jan-Ragnar Haugstvedt**  
 (Norway)



**Toshiyasu Nakamura**  
 (Japan)

- Scaphoid



**Pak-Cheong Ho**  
 (Hong Kong)



**Eva Baur**  
 (Germany)

- Wrist SL instability



**Greg Bain**  
 (Australia)



**Christopher Mathoulin**  
 (France)

Organized by



**Pre-course & APWA 2024  
 Joint ticket  
 discount available!**

This program is subject to modification.

## 彰濱秀傳醫療園區地圖

### Map of Chang Bing Show Chwan Health Park



Restaurant 餐廳 :	Tel 電話 :	Address 地址 :
LeeLi's	+886-4-777-1822	鹿港鎮興化街 40-1 號
海味珍海鮮餐廳 Hai Wei Zhen Seafood	+886-4-778-6442	鹿港鎮鹿東路二段 173 號
木生海鮮會館 Mu Sheng Seafood	+886-4-776-4072	鹿港鎮自由路 77 號
王罔麵線糊 Wang Wang Noodle Paste	+886-958-629-960	鹿港鎮民族路 268 號
永香民俗小吃 Yong Xiang Taiwan Snack	+886-4-778-7464	鹿港鎮金門巷 55 號
掬翠拾煙蔬食創作料理 (素) Ju Cui Shi Yan (Vegetarian)	+886-4-778-9112	鹿港鎮金盛巷 10 號
勝豐吧 Sheng Feng Bar	+886-958-336- 211	鹿港鎮民族路 131 號