

# PROGRAM

ASIA IRCAD – TAIWAN

## INTENSIVE COURSE ON LAPAROSCOPIC SUTURING AND LIVE ANIMAL WORKSHOP

JUNE 21 - 23, 2024



### PRESIDENT

Jacques MARESCAUX

*President, IRCAD/EITS  
University Hospital of Strasbourg, France*

### CHAIRMAN

黃明和 Min-Ho HUANG

*President, IRCAD Taiwan/AITS  
Show Chwan Memorial Hospital,  
Changhua, Taiwan*

### DEAN

黃士維 Wayne Shih-Wei HUANG  
*Dean, IRCAD Taiwan/AITS  
Show Chwan Memorial Hospital,  
Changhua, Taiwan*

### VICE DEAN

林忠葦 Charles Chung-Wei LIN  
*Vice Dean, IRCAD Taiwan/AITS  
Show Chwan Memorial Hospital,  
Changhua, Taiwan*

### COURSE DIRECTOR

魏晉弘 Jonathan Chin-Hung WEI  
*Shuang Ho Hospital,  
New Taipei City, Taiwan*

### OBJECTIVES

- To safely introduce and pick up a 3/8ths curved needle in an appropriate position to make a bite through tissue
- To handle the needle to quickly adjust to desired angles
- To pass a needle and suture through tissues at suitable depth, angle, and distance for interrupted and continuous suturing
- To tie a safe laparoscopic surgeon's knot
- To create a laparoscopic tumbled square knot
- To demonstrate continuous suturing, maintaining tension and completing the suture line safely.
- To be able to apply the techniques to various clinical situations, such as bariatric surgery, hepato-pancreato-biliary surgery, or colorectal surgery
- To gain experience in live animal general laparoscopic procedures

## EDUCATIONAL METHODS

- Interactive theoretical and video sessions between faculty & course participants
- Step-by-step procedural lab sessions
- Dry & animal lab

## INVITED INTERNATIONAL FACULTY

- ✚ (Japan)
- ✚ Paolo PORCIUNCULA (Philippines)
- ✚ Marc ONG Weijie (Singapore)

## INVITED TAIWAN FACULTY

- ✚ 張博智 Po-Chih CHANG - 高雄醫學大學附設中和紀念醫院
- ✚ 陳德鴻 Eric Der-Hung CHEN - 中國醫藥大學附設醫院
- ✚ 黃建偉 Jian-Wei HUANG - 高雄市立小港醫院
- ✚ 蘇文隆 Wen-Lung SU - 高雄市立大同醫院
- ✚ 陳義展 Yi-Chan CHEN - 基隆長庚醫院
- ✚ 吳柏宣 Po-Hsuan WU - 高雄醫學大學附設中和紀念醫院
- ✚ 臺北榮民總醫院
- ✚ 王子瑄 Juno Tzu-Hsuan WANG - 衛生福利部雙和醫院
- 秀傳醫療體系
- ✚ 黃士維 Wayne Shih-Wei HUANG - 彰化秀傳紀念醫院
- ✚ 林忠葦 Charles Chung-Wei LIN - 彰化秀傳紀念醫院
- ✚ 蘇峻民 Jimmy Chun-Min SU - 高雄市立岡山醫院
- ✚ 蘇啟成 Khay-Seng SOH - 竹山秀傳紀念醫院
- ✚ 楊哲瑞 Che-Jui YANG - 彰濱秀傳紀念醫院

### INFO 相關資訊：

微創中心課程負責人 Course Manager	柯宜汝 Sara 0937-929-310
Location	彰濱秀傳亞洲遠距微創手術中心 IRCAD-Taiwan (Asian Institute of TeleSurgery)
Address	505 彰化縣鹿港鎮鹿工路 6-1 號 No. 6-1, Lugong Rd., Lukang Township, Changhua County, 505
Tel	+886-4-781-2988

### HOTEL 住宿：

特約飯店資訊 Hotel Info	鹿港永樂酒店 UNION HOUSE Lukang
Address	505 彰化縣鹿港鎮三民路 152 號 No. 152, Sanmin Road, Lukang Township, Changhua County, 505
Tel	Tel: +886-4-776-2999

## Day 1 - Friday, June 21st, 2024

07.40 am Faculty & Participant Shuttlebus from Hotel to IRCAD-Taiwan

08.00 am Registration & Take Photo for Course Booklet

### THEORETICAL SESSION – 1F Auditorium

08.20 am	Welcome to Participants & Introduction of the Faculties	黃士維 W. HUANG <b>Chairmen:</b> TBD
08.30-08.55	How To Practice for Efficient Training for Laparoscopic Suturing	黃士維 W. HUANG
09.00-09.25	Theory and Geometry of the Laparoscopic Stitch	P. PORCIUNCULA
09.30-09.55	Partnering with Medtronic – Suture	Medtronic Rep
10.00-10.25	Stepwise Program: Break Down the Moves of Laparoscopic Suturing	王子瑄 J. WANG
10.30-11.00	Group Photo & Coffee Break (1F Cafeteria)	

### EXPERIMENTAL SESSION (Option B: Suture - Dry) – 3F Laboratory

11.00-13.00 Hands-On Session on Dry Box – Pad (2 hours): One participant per station

#### Training Procedures:

- + Warm up (5 min)
- + Picking up of needle (10 min)
  - Press-down technique
  - Lift string technique
  - Pronation technique
- + Adjustment of needle angles (20 min)
  - Dancing needle technique
  - One hand manipulation
  - Two hand technique
- + Driving through the needles right hand/left hand (10 min / 10 min)
- + Pulley method (5 min)
- + Knot tying (20 min)
  - Near short end
  - Make long end parallel to needle holder
  - Right hand only rotation
  - Proper tightening of knot
  - Continuous knot formation

13.00-14.00 Lunch (1F Cafeteria)

**EXPERIMENTAL SESSION (Option B: Suture - Dry) – 3F Laboratory**

14.00-18.00 Hands-On Session on Dry Box – Pad (4 hours): One participant per station

**Training Procedures:**

- ✚ Knot tying-continue from morning (30 min)
- ✚ Slip knot (20 min)
- ✚ Extracorporeal suture (10 min)
- ✚ Roeder's knot (10 min)
- ✚ Continuous suture (30 min)
- ✚ Left hand suture (10 min)
- ✚ Extreme wheel suture (30 min)
- ✚ Baseball stitch (20 min)
- ✚ Coffee Break (20 min)
- ✚ Glove stitch (30 min)
- ✚ Back hand stitch (20 min)

18.00 pm End of session  
Evaluation of the day at reception desk (1F)

18.15 pm Faculty & Participant Shuttlebus from IRCAD-Taiwan to Congress Dinner

18.30 pm Congress Dinner

## Day 2 - Saturday, June 22nd, 2024

08.00 am Faculty & Participant Shuttlebus from Hotel to IRCAD-Taiwan



### THEORETICAL SESSION – 1F Auditorium

		<b>Chairmen:</b> TBD
08.30-08.55	Gastrojejunostomy and Jejunojejunostomy	張博智 P.C. CHANG
09.00-09.25	Choledochojejunostomy and Pancreaticojejunostomy	陳德鴻 D.H. CHEN
09.30-09.55	Extra Corporeal Knotting Techniques and Roeder's Knot	蘇峻民 J. SU
10.00-10.25	Slip Knot & Advanced Knot Tying Technique	TBD
10.30-11.00	Coffee Break (1F Cafeteria)	

### EXPERIMENTAL SESSION (Option B: Suture – Ex-vivo) – 3F Laboratory

11.00-13.00 Hands-On Session on Ex-vivo Porcine Tissue (2 hours): Two participants per station

**Training Procedures:**






-  Closure of gastrostomy
-  Jejunojejunostomy

13.00-14.00 Lunch (1F Cafeteria)

### EXPERIMENTAL SESSION (Option B: Suture – Ex-vivo) – 3F Laboratory

14.00-18.00 Hands-On Session on Ex-vivo Porcine Tissue (4 hours): Two participants per station

**Training Procedures:**

-  Gastrojejunostomy (60 min)
-  Jejunojejunostomy (60 min)
-  T-tube placement and suturing of CBD (30 min)
-  Choledochojejunostomy (45 min)
-  Pancreaticojejunostomy (45 min)

18.00 pm End of session  
Evaluation of the day at reception desk (1F)

18.15 pm Faculty & Participant Shuttlebus from IRCAD-Taiwan to Hotel  
Evening Free

## Day 3 – Sunday, June 23<sup>rd</sup>, 2024

09.00 am Faculty & Participant Shuttlebus from Hotel to IRCAD-Taiwan

### THEORETICAL SESSION – 1F Auditorium

---

09.20-09.35 Porcine Anatomy 蘇峻民 J. SU

09.35-09.50 PRE-LAB SESSION IN AUDITORIUM 黃士維 W. HUANG  
✚ Lab rules, demonstration of porcine anatomy, procedures to be performed

### EXPERIMENTAL SESSION (Option B: Porcine) – 3F Laboratory

---

10.00-13.00 Hands-On Session on Live Tissue (3 hours): Two participant per station

- ✚ Cholecystectomy
- ✚ Small bowel resection and anastomosis
- ✚ Gastrojejunostomy
- ✚ Nissen Fundoplication
- ✚ Gastrectomy
- ✚ Splenectomy

13.00-14.00 Lunch (1F Cafeteria)

### EXPERIMENTAL SESSION (Option B: Porcine) – 3F Laboratory

---

14.00-17.00 Hands-On Session on Live Tissue (3 hours): Two participant per station

- ✚ TAPP hernia repair
- ✚ Common Bile Duct Exploration and T-tube insertion
- ✚ Dissection of Hepatic pedicle
- ✚ Roux-en-Y Hepaticojejunostomy
- ✚ Nephrectomy

17.00 pm End of the course  
Evaluation of the day at reception desk (1F)  
Delivery of certificate of attendance

17.15 pm Participant & Faculty Shuttlebus from IRCAD-Taiwan to Hotel & Taichung HSR Station

## 彰濱秀傳醫療園區地圖

### Map of Chang Bing Show Chwan Health Park



Restaurant 餐廳 :	Tel 電話 :	Address 地址 :
LeeLi's	+886-4-777-1822	鹿港鎮興化街 40-1 號
海味珍海鮮餐廳 Hai Wei Zhen Seafood	+886-4-778-6442	鹿港鎮鹿東路二段 173 號
木生海鮮會館 Mu Sheng Seafood	+886-4-776-4072	鹿港鎮自由路 77 號
王罔麵線糊 Wang Wang Noodle Paste	+886-958-629-960	鹿港鎮民族路 268 號
永香民俗小吃 Yong Xiang Taiwan Snack	+886-4-778-7464	鹿港鎮金門巷 55 號
掬翠拾煙蔬食創作料理 (素) Ju Cui Shi Yan (Vegetarian)	+886-4-778-9112	鹿港鎮金盛巷 10 號
勝豐吧 Sheng Feng Bar	+886-958-336- 211	鹿港鎮民族路 131 號