

# Pre APWA Meeting Wrist Arthroscopy Course, *An Advanced course*

***Place of wrist arthroscopy for the treatment of complex problems of  
the intrinsic ligaments and the scaphoid.***

***What anatomy has taught us.***

***What modern techniques have enabled us to do.***

November 13th and 14th, 2024



## **An IRCAD-IWC Course**

Organized by APWA, Endorsed by IWAS

With the support of:

Taiwan Society for Surgery of the Hand, FESSH, Honk-Kong Society for Surgery of the Hand,  
CUHK Depart. of Orthopaedics and Traumatology



**Course Supervisors:**

**C. MATHOULIN (France)    G. BAIN (Australia)    J.T SHIH (Taiwan)**

**Course Directors:**

**WJ CHEN (Taiwan) T. NAKAMURA (Japan) J.P. WANG (Taiwan)  
PC HO (Hong-Kong) J.R. HAUGSTVEDT (Norway)**

**Faculty:**

*J. YAO (USA)*

*A. ARNAOUT (France)*

*B. LIU (China)*

*A. CHIN (Singapore)*

*C.H. WU (Taiwan)*

*Y.C. HUANG (Taiwan)*

*S. OMOKAWA (Japan)*

*E. CHOW (Hong-Kong SAR, China)*

*M. FOK (Hong-Kong SAR, China)*

*J.Y LEE (Korea)*

*J. ECKER (Australia)*

*E. BAUR (Germany)*

*S. KAKAR (USA)*

*M. ROSS (Australia)*

*This program may be subject to modifications*

# Day 1 - Wednesday, November 13, 2024

TBD Faculty & Participant Shuttlebus from Hotel to IRCAD-Taiwan

08.00 am Registration & Take Photo for Course Booklet

## MORNING SESSION – 1F Auditorium

08.20 am Opening & Introduction

**Chairmen:** G. BAIN, C. MATHOULIN

08.30-09.45 **Lecture 1: SL problem- where are we in 2024?**

- + Scapholunate Instability: Insights from anatomy and the current role of wrist arthroscopy (8 min) A. ARNAOUT  
C. MATHOULIN
- + Pathoanatomy of scapholunate instability, and clinical application of arthroscopic capsulo-ligamentous repair techniques in 2024 (8 min) G. BAIN
- + Role of extensor retinaculum & dorsal intercarpal ligament for chronic scapholunate dissociation (reducible). (8 mn) S. OMOKAWA
- + Modular Ligament Specific Arthroscopic/ MIS Approach for Carpal Instability including new technique for Arthroscopic LRL plication” (8 min) M. ROSS
- + Arthroscopic SL box reconstruction (8 min) P.C. HO
- + How and when I do an arthroscopic volar suture in SLI (6 min) S. KAKAR
- + How I do an arthroscopy-assisted scapholunate reconstruction with internal brace augmentation (6 min) A. CHIN
- + How I do an arthroscopic DIC stabilization (6 min) J.Y. LEE
- + DISCUSSION (15 min) Moderator: J.Y. LEE, G. BAIN  
All faculties

Group Photo (1F Cafeteria)

## PRACTICAL SESSION 1 (Option C: Cadaver) – 3F Laboratory








09.40-12.40 Hands-On Session on Cadaver: Two participant per station

- + ADCL & SL reconstructions All faculties  
Experts help participants directly at their allocated tables or an anatomical specimen with simultaneous teaching, individual practical training by participants

12.40-13.30 Lunch (1F Cafeteria)


## AFTERNOON SESSION – 1F Auditorium

---

13.30-14.45	<b>Lecture 2: TFCC problem</b> <b>Chairmen:</b> T. NAKAMURA; JR. HAUGSTVEDT	
	 An update of our understanding and practice of the anatomy, biomechanics, clinical and arthroscopic evaluation of DRUJ (14 min)	J. ECKER
	 Arthroscopic transosseous repair of the TFCC using target device (8 min)	T. NAKAMURA
	 4-strands TFCC foveal footprint repair technique (8 min)	W.J. CHEN
	 My technique of DRU ligament reconstruction (10 min)	J. YAO
	 My technique of DRU ligament reconstruction (10 min)	J.R. HAUGSTVEDT
	 My technique of DRU ligament reconstruction (10 min)	M FOK
	 DISCUSSION (15 min)	Moderator: Y.C. HUANG, J.R. HAUGSTVEDT All faculties

## PRACTICAL SESSION 2 (Option C: Cadaver) – 3F Laboratory

---

14.45-17.40	Hands-On Session on Cadaver: Two participant per station	
	 TFCC repairs & reconstructions Experts help participants directly at their allocated tables or an anatomical specimen with simultaneous teaching, individual practical training by participants	All faculties
17.40 pm	End of session	
17.55 pm	Faculty & Participant Shuttlebus from IRCAD-Taiwan to Congress Dinner	
18.30 pm	Congress Dinner	

# Day 2 - Thursday, November 14, 2024

TBD Faculty & Participant Shuttlebus from Hotel to IRCAD-Taiwan

## MORNING SESSION – 1F Auditorium

**Chairmen:** P. C. HO, E. BAUR

### 08.30-09.40 **Lecture 3: Scaphoid fracture & nonunion**

- ✚ Arthroscopic bone grafting: is it a universal solution for scaphoid nonunion? (12 min) E. CHOW
- ✚ Robotic assisted arthroscopic surgery in scaphoid fracture & nonunion (6 min) B. LIU
- ✚ Proximal pole nonunion (12 min) J.P. WANG
- ✚ Partial wrist fusion: from open to arthroscopic (12 min) E. BAUR
- ✚ Arthroscopic management of SNAC Wrist (12 min) J.T. SHIH
- ✚ DISCUSSION (15 min) Moderator: C.H. WU, P.C. HO  
All faculties

## PRACTICAL SESSION 3 (Option C: Cadaver) – 3F Laboratory

09.40-12.45 Hands-On Session on Cadaver: Two participant per station

- ✚ Arthroscopic surgery for scaphoid fracture, nonunion & sequelae Experts help participants directly at their allocated tables or an anatomical specimen with simultaneous teaching, individual practical training by participants All faculties

12.45-13.45 Lunch (1F Cafeteria)

## AFTERNOON SESSION – 1F Auditorium

13.45-14.15 **Final discussion & closing** J. ECKER

14.15 pm End of the course  
Evaluation of the day  
Delivery of certificate of attendance

14.30 pm Participant & Faculty Shuttlebus from IRCAD-Taiwan to Hotel & Taichung HSR Station

APWA 2024 **THE 9<sup>th</sup>**  
**ASIA PACIFIC WRIST ASSOCIATION**  
**ANNUAL CONGRESS**

**2024**  
 Nov. 15 FRI ▶ Nov. 16 SAT  
**TAIPEI**



**Important Dates**

- Registration and abstract submission open: February 1st, 2024
- Abstract submission deadline: May 31, 2024
- Early bird registration deadline: August 15, 2024

Venue:  
 Taipei Veterans General Hospital,  
 Taipei, Taiwan

<https://www.apwa2024.org>

**Scientific Program Highlights**

- Arthroscopy
- Distal Radius / Scaphoid
- DRUJ / TFCC / SL Instability
- WALANT Surgery
- Fusion / Arthroplasty
- Re / Transplantation
- Tendon / Nerve/ Flap
- Tumor / Infection / Pediatric
- Ultrasound / Radiology
- Rehabilitation / Sport

**Honorary Chairs**



**Jeffrey Oscar ECKER**  
 Director of Hand and Upper Limb Centre  
 and Wrist + Hand Institute



**Yuan-Kun Tu**  
 E-Da Hospital



**Yin-Chih Fu**  
 Kaohsiung Medical University  
 Chung-Ho Memorial Hospital



**Jui-Tien Shih**  
 Armed Forces  
 Taoyuan General Hospital

**Congress President**

**Congress Vice-President**

Organized by



[www.apwa2024.org](http://www.apwa2024.org)

**Pre-course (Nov. 13-14, 2024) IRCAD TAIWAN: An IRCAD-IWC GROUP EVENT**

**Course instructors**

- Arthroscopy TFCC



**Jan-Ragnar Haugstvedt**  
 (Norway)



**Toshiyasu Nakamura**  
 (Japan)

- Scaphoid



**Pak-Cheong Ho**  
 (Hong Kong)



**Eva Baur**  
 (Germany)

- Wrist SL instability



**Greg Bain**  
 (Australia)



**Christopher Mathoulin**  
 (France)

Organized by



**Pre-course & APWA 2024  
 Joint ticket  
 discount available!**

This program is subject to modification.



# 彰濱秀傳醫療園區地圖

## Map of Chang Bing Show Chwan Health Park



Restaurant 餐廳 :	Tel 電話 :	Address 地址 :
LeeLi's	+886-4-777-1822	鹿港鎮興化街 40-1 號
海味珍海鮮餐廳 Hai Wei Zhen Seafood	+886-4-778-6442	鹿港鎮鹿東路二段 173 號
木生海鮮會館 Mu Sheng Seafood	+886-4-776-4072	鹿港鎮自由路 77 號
王岡麵線糊 Wang Wang Noodle Paste	+886-958-629-960	鹿港鎮民族路 268 號
永香民俗小吃 Yong Xiang Taiwan Snack	+886-4-778-7464	鹿港鎮金門巷 55 號
掬翠拾煙蔬食創作料理 (素) Ju Cui Shi Yan (Vegetarian)	+886-4-778-9112	鹿港鎮金盛巷 10 號
勝豐吧 Sheng Feng Bar	+886-958-336- 211	鹿港鎮民族路 131 號