

PROGRAM

ASIA IRCAD – TAIWAN

INTENSIVE COURSE IN LAPAROSCOPIC GENERAL SURGERY

OCTOBER 20- 24, 2025



PRESIDENT

Jacques MARESCAUX

*President, IRCAD/EITS
University Hospital of Strasbourg, France*

CHAIRMAN

黃明和 Min-Ho HUANG

*President, IRCAD Taiwan/AITS
Show Chwan Memorial Hospital,
Changhua, Taiwan*

DEAN

黃士維 Wayne Shih-Wei HUANG

*Dean, IRCAD Taiwan/AITS
Show Chwan Memorial Hospital,
Changhua, Taiwan*

VICE DEAN

林忠葦 Charles Chung-Wei LIN

*Vice Dean, IRCAD Taiwan/AITS
Show Chwan Memorial Hospital,
Changhua, Taiwan*

OBJECTIVES

- To provide the basic knowledge required for clinical applications
- To describe all the basic principles (instruments, materials, equipment) & present the most used basic laparoscopic techniques
- Hands-on training sessions to learn or improve performance of basic technical tasks in laparoscopic surgery such as intra-corporeal suturing and knots tying techniques, two-hands coordination for dissection, safe use of energy in laparoscopy
- To describe results & potential complications of laparoscopic procedures

EDUCATIONAL METHODS

- Interactive theoretical and video sessions between faculty & course participants
- Live & pre-recorded operative demonstrations

INVITED INTERNATIONAL FACULTY

- | | |
|--------------------------------|---|
| ✚ Jacques MARESCAUX (France) | ✚ Miguel MENDOZA (Philippines) |
| ✚ Bernard DALLEMAGNE (Belgium) | ✚ Raymund ONG (Philippines) |
| ✚ Silvana PERRETTA (Italy) | ✚ Vivencio Jose VILLAFLORES (Philippines) |
| ✚ Pietro RIVA (Italy) | ✚ Catherine TEH (Philippines) |
| ✚ Mohit BHANDARI (India) | ✚ Barlian SUTEDJA (Indonesia) |
| ✚ Han-Kwang YANG (South Korea) | ✚ Imam SOFII (Indonesia) |

Day 1 - Monday, October 20th, 2025

08.10 am Faculty & Participant Shuttlebus from Lugang UNION HOUSE Hotel to IRCAD-Taiwan

08.30 am Registration & Take Photo for Course Booklet

THEORETICAL SESSION – 1F Auditorium

09.00 am **Welcome to participants
& Pre-course evaluation w/voting system**

09.10-10.00 **Laparoscopic Equipment**

- + Organization and laparoscopes, cameras, insufflators...
- + New imaging modalities
- + Instruments
- + Surgical energy: principles and devices for electrosurgery and modern tissue fusion

10.05-10.55 **Basic Principles of Laparoscopic Surgery**

- + Operating room set-up
- + Review of the techniques of access to the peritoneal cavity
- + Trocar characteristics, risks, safe manipulation and positioning

11.00-11.30 Group Photo & Coffee Break (1F Cafeteria)
– Registration for University Diploma at Reception Desk

11.30-12.10 **Laparoscopic Suturing**, Sewing, Knot Tying

Laparoscopic Surgery for Abdominal Emergencies

- 12.15-12.35
- + Laparoscopy in peritonitis
 - + Acute appendicitis
- 12.35-12.55
- + Laparoscopic surgery for hollow organ perforation
 - + Laparoscopic surgery for acute cholecystitis

13.00-14.00 Lunch (1F Cafeteria)

EXPERIMENTAL SESSION (Option B: Suture - Dry & Ex-vivo) – 3F Laboratory

14.00-16.00 Lab Demonstration
Hands-On Session on Dry Box - Pad

Training Procedures:

- + Picking up of needle
- + Adjustment of needle angles
- + Driving through the needles right hand / left hand
- + Pulley method
- + Knot tying
- + Right hand only rotation
- + Proper tightening of knot
- + Continuous knot formation

16.00-16.15 Coffee Break

16.15-18.15 Hands-On Session on Ex-vivo Tissue

Training Procedures:

- + Gastrojejunostomy
- + Jejunojejunostomy

Additional practice if have time:

- + Hernia suture
- + Choledochojejunostomy
- + Pancreaticojejunostomy
- + Bleeding control suture

18.15 pm End of session
Evaluation of the day at reception desk (1F)

18.30 pm Faculty & Participant Shuttlebus from IRCAD-Taiwan to Congress Dinner

Shuttlebus will drop off at Union House.

Please keep walking & turn left to the dinner restaurant. See map below.

18.45 pm Congress Dinner

Day 2 - Tuesday, October 21st, 2025

08.00 am Faculty & Participant Shuttlebus from Lugang UNION HOUSE Hotel to IRCAD-Taiwan

THEORETICAL SESSION – 1F Auditorium

08.30-08.55 How Artificial Intelligence will revolutionize Minimally Invasive Surgery?

LIVE SURGERY – 1F Auditorium

LIVE OR PRE-RECORDED OPERATIVE DEMONSTRATIONS

09.00-10.30 (cases to be determined)

10.00-10.30 Coffee Break (1F Cafeteria)

THEORETICAL SESSION – 1F Auditorium

Laparoscopic Hernia Repair

10.30-10.45 🚦 Laparoscopic anatomy of inguinal hernia repair

10.50-11.05 🚦 Rationale of the laparoscopic approach (TAPP, TEP)

11.10-11.25 🚦 Ventral and incisional hernia: updated indications and techniques

11.30-12.25 🚦 Radical Gastrectomy for Cancer
■ Total Gastrectomy
■ Distal Gastrectomy

12.30-13.30 Lunch (1F Cafeteria)
– Last day to register for University Diploma at Reception Desk

13.30-13.50 PRE-LAB SESSION IN AUDITORIUM

- 🚦 Description of the lab rules
- 🚦 Anatomy of the animal
- 🚦 Surgical procedures

EXPERIMENTAL SESSION (Option B: Porcine) – 3F Laboratory

14.00-18.00 Hands-On Session on Live Tissue

Objectives: Basic principles and techniques

- + Accesses, insufflation, positioning of trocars
- + Exposure – dissection – stitching
- + Tissue approximation, knot tying, and stapling

Training Procedures:

- + TAPP inguinal hernia repair
- + Small bowel resection and anastomoses
- + Gastrojejunostomy

18.00 pm End of session
Evaluation of the day at reception desk (1F)

18.15 pm Participant Shuttlebus from IRCAD-Taiwan to Hotel
Evening Free

Faculty Shuttlebus from IRCAD-Taiwan to Faculty Dinner

Day 3 - Wednesday, October 22nd, 2025

08.00 am Faculty & Participant Shuttlebus from Lugang UNION HOUSE Hotel to IRCAD-Taiwan

LIVE SURGERY – 1F Auditorium


LIVE OR PRE-RECORDED OPERATIVE DEMONSTRATIONS

08.30-10.30 (cases to be determined)

10.30-11.00 Coffee Break (1F Cafeteria)

THEORETICAL SESSION – 1F Auditorium

Foregut Surgery


11.00-11.15  Surgical treatment of GERD

11.20-11.35  PHE Repair

11.40-11.55  Partial Gastrectomy for benign disease: tips and trick

12.00-12.25 Laparoscopic Hepatic Surgery: a stepwise approach

12.30-12.55 Pancreatic Surgery

 From diagnosis to pancreatectomy

13.00-14.00 Lunch (1F Cafeteria)


14.00-14.20 PRE-LAB SESSION IN AUDITORIUM

 Description of the surgical procedures


EXPERIMENTAL SESSION (Option B: Porcine) – 3F Laboratory

14.30-18.30 Hands-On Session on Live Tissue

Training Procedures:

 Gastrojejunostomy-Stapling

 Fundoplication

 Cholecystectomy

 Splenectomy

18.30 End of session
Evaluation of the day at reception desk (1F)

18.45 Faculty & Participant Shuttlebus from IRCAD-Taiwan to Hotel
Evening Free

Day 4 - Thursday, October 23rd, 2025

08.00 am Faculty & Participant Shuttlebus from Lugang UNION HOUSE Hotel to IRCAD-Taiwan

LIVE SURGERY – 1F Auditorium

LIVE OR PRE-RECORDED OPERATIVE DEMONSTRATIONS

08.30-10.30 (cases to be determined)

10.30-11.00 Coffee Break (1F Cafeteria)

THEORETICAL SESSION – 1F Auditorium

11.00-11.25 **Bariatric and Metabolic Surgery**

- ✚ Tailored approach: gastric banding, sleeve gastrectomy, and gastric bypass

11.30-11.55 ✚ Endoscopic treatments for obesity

- ✚ Endoscopic rescue of bariatric surgery complications

12.00-12.50 **Laparoscopic Biliary Surgery**

- ✚ Basic principles of laparoscopic cholecystectomy: critical view of safety
- ✚ Laparoscopic common bile duct exploration

13.00-14.00 Lunch (1F Cafeteria)

THEORETICAL SESSION – 2F Mei Chi Meeting Room

14.00-14.20 PRE-LAB SESSION

- ✚ Description of the surgical procedures

EXPERIMENTAL SESSION (Option B: Porcine) – 3F Laboratory

14.30-18.30 Hands-On Session on Live Tissue

Training Procedures:

- ✚ Dissection of the hepatic pedicle
- ✚ Partial liver resection
- ✚ Liver segmentectomy

Strasbourg University Diploma:

Proficiency Test (Only for enrolled candidates)

- ✚ Validating procedure: small bowel resection / anastomoses

18.30 End of session

Evaluation of the day at reception desk (1F)

18.45 Faculty & Participant Shuttlebus from IRCAD-Taiwan to Hotel Evening Free

Day 5 - Friday, October 24th, 2025

08.00 am Faculty & Participant Shuttlebus from Lugang UNION HOUSE Hotel to IRCAD-Taiwan

LIVE SURGERY – 1F Auditorium

08.30-10.30 **LIVE OR PRE-RECORDED OPERATIVE DEMONSTRATIONS**

- + Laparoscopic Colorectal Surgery (cases to be determined)

10.30-11.00 Coffee Break (1F Cafeteria)

Colorectal Surgery

- 11.00-11.50
 - + Surgical techniques, tips and tricks in colorectal surgery
 - + Laparoscopic right and left colectomy
 - + TME total mesorectal excision in rectal cancer
- 11.50-12.30
 - + Transanal TME and TEM
 - + Robotic surgery

12.30-14.00 Lunch (1F Cafeteria)

- 13.30-14.00 **Strasbourg University Diploma:**
Proficiency Test (Only for enrolled candidates)
 - + Multiple choice questions

THEORETICAL SESSION – 1F Auditorium

14.00-14.40 **THE FUTURE OF SURGERY IS FLEXIBLE**

- 14.40 pm
 - End of the course
 - Evaluation of the day
 - Delivery of certificate of attendance
 - Strasbourg University Diplomas for successful candidates will be mailed directly by France

14.55 pm Participant & Faculty Shuttlebus from IRCAD-Taiwan to Hotel & Taichung HSR Station

彰濱秀傳醫療園區地圖

Map of Chang Bing Show Chwan Health Park



Restaurant 餐廳 :	Tel 電話 :	Address 地址 :
LeeLi's	+886-4-777-1822	鹿港鎮興化街 40-1 號
海味珍海鮮餐廳 Hai Wei Zhen Seafood	+886-4-778-6442	鹿港鎮鹿東路二段 173 號
木生海鮮會館 Mu Sheng Seafood	+886-4-776-4072	鹿港鎮自由路 77 號
王罔麵線糊 Wang Wang Noodle Paste	+886-958-629-960	鹿港鎮民族路 268 號
永香民俗小吃 Yong Xiang Taiwan Snack	+886-4-778-7464	鹿港鎮金門巷 55 號
掬翠拾煙蔬食創作料理 (素) Ju Cui Shi Yan (Vegetarian)	+886-4-778-9112	鹿港鎮金盛巷 10 號
勝豐吧 Sheng Feng Bar	+886-958-336- 211	鹿港鎮民族路 131 號

NOTE