

PROGRAM

ASIA IRCAD – TAIWAN

INTENSIVE COURSE ON LAPAROSCOPIC SUTURING AND LIVE ANIMAL WORKSHOP

JUNE 21 - 22, 2025



PRESIDENT

Jacques MARESCAUX

*President, IRCAD/EITS
University Hospital of Strasbourg, France*

CHAIRMAN

黃明和 Min-Ho HUANG

*President, IRCAD Taiwan/AITS
Show Chwan Memorial Hospital,
Changhua, Taiwan*

DEAN

黃士維 Wayne Shih-Wei HUANG

*Dean, IRCAD Taiwan/AITS
Show Chwan Memorial Hospital,
Changhua, Taiwan*

VICE DEAN

林忠葦 Charles Chung-Wei LIN

*Vice Dean, IRCAD Taiwan/AITS
Show Chwan Memorial Hospital,
Changhua, Taiwan*

OBJECTIVES

- To safely introduce and pick up a 3/8ths curved needle in an appropriate position to make a bite through tissue
- To handle the needle to quickly adjust to desired angles
- To pass a needle and suture through tissues at suitable depth, angle, and distance for interrupted and continuous suturing
- To tie a safe laparoscopic surgeon's knot
- To create a laparoscopic tumbled square knot
- To demonstrate continuous suturing, maintaining tension and completing the suture line safely.
- To be able to apply the techniques to various clinical situations, such as bariatric surgery, hepato-pancreato-biliary surgery, or colorectal surgery
- To gain experience in live animal general laparoscopic procedures

EDUCATIONAL METHODS

- Interactive theoretical and video sessions between faculty & course participants
- Step-by-step procedural lab sessions
- Dry & animal lab

INVITED INTERNATIONAL FACULTY

- | | |
|--|---|
| <ul style="list-style-type: none"> ✚ Jose Paolo C. PORCIUNCULA (Philippines) ✚ 羽田 智則 Tomonori HADA (Japan) | <ul style="list-style-type: none"> ✚ John YANG (Philippines) ✚ 黃宇匡 Ian Yu-Hong WONG (Hong Kong) |
|--|---|

INVITED TAIWAN FACULTY

- | | |
|--|---|
| <ul style="list-style-type: none"> ✚ 黃士維 Wayne Shih-Wei HUANG - 彰化秀傳紀念醫院 ✚ 魏晉弘 Chin-Hung WEI - 衛生福利部雙和醫院 | <ul style="list-style-type: none"> ✚ 張博智 Po-Chih CHANG - 高雄醫學大學附設中和紀念醫院 ✚ 王子瑄 Juno Tzu-Hsuan WANG - 衛生福利部雙和醫院 |
|--|---|

INFO 相關資訊：

課程負責人 Course Manager	許怡蓓 Olga 0958-613-120
Location	彰化秀傳亞洲遠距微創手術中心 IRCAD-Taiwan (Asian Institute of TeleSurgery)
Address	505 彰化縣鹿港鎮鹿工路 6-1 號 No. 6-1, Lugong Rd., Lukang Township, Changhua County, 505
Tel	+886-4-781-2988
特約飯店 Hotel	鹿港永樂酒店 UNION HOUSE Lukang
Address	505 彰化縣鹿港鎮三民路 152 號 No. 152, Sanmin Road, Lukang Township, Changhua County, 505
Tel	Tel: +886-4-776-2999
特約飯店 Hotel	樂活紓壓俱樂部 LOHAS RELAXING CLUB Lukang
Address	505 彰化縣鹿港鎮鹿工路 6 號 (彰化秀傳心理健康大樓 2F) 2F, No. 6-2, Lugong Road, Lukang Township, Changhua County, 505 (Chang Bing Show Chwan Memorial Hospital, Mental Health Building 2F)
Tel	+886-4-781-1163

INTENSIVE COURSE ON LAPAROSCOPIC SUTURING AND LIVE ANIMAL WORKSHOP JUNE 21 - 22, 2024

交通車時刻表 Shuttlebus Time Schedule	
出發時間 Departure Time	路線 Route
Day 1: June 21 (星期六 Saturday)	
07.40	鹿港永樂酒店 → 彰濱秀傳微創手術中心 Union House Lukang → IRCAD-Taiwan
17.30	彰濱秀傳微創手術中心 → 大會晚宴 IRCAD-Taiwan → Congress Dinner
20.00	大會晚宴 → 鹿港永樂酒店 → 樂活紓壓俱樂部 Congress Dinner → Union House Lukang → Lohas Relaxing Club Lukang
Day 2: June 22 (星期日 Sunday)	
07.50	鹿港永樂酒店 → 彰濱秀傳微創手術中心 Union House Lukang → IRCAD-Taiwan
17.20	彰濱秀傳微創手術中心 → 鹿港永樂酒店 → 高鐵台中站 IRCAD-Taiwan → Union House Lukang → Taichung HSR Station

*如需放置行李，櫃台後方設有行李間，請當日退房後帶至中心。

Luggage storage is available at IRCAD-Taiwan. You may bring your luggage to IRCAD after check-out.

* 自行開車者，可將車輛停放於醫院內停車格，於課程結束後至櫃檯領取免費停車卷。

Parking lot is available next to IRCAD-Taiwan, please kindly collect parking ticket from our front desk.

* 需要計程車接送者，請提前告知我們工作人員，方便為您安排。

If taxi is needed, please let us know ahead of time.

Day 1 - Saturday, June 21st, 2025

07.40 am Faculty & Participant Shuttlebus from Hotel to IRCAD-Taiwan

08.00 am Registration

THEORETICAL SESSION – 1F Auditorium

08.20 am	Welcome to Participants & Introduction of the Faculties	黃士維 W. HUANG Chairmen:
08.30-08.50	How To Practice for Efficient Training for Laparoscopic Suturing	黃士維 W. HUANG
08.55-09.15	Theory and Geometry of the Laparoscopic Stitch	P. PORCIUNCULA
09.20-09.40	Gastrojejunostomy and Jejunojejunostomy	張博智 P.C. CHANG
09.45-10.05	Stepwise Program: Break Down the Moves of Laparoscopic Suturing	魏晉弘 C.H.WEI

10.05-10.30 Coffee Break (1F Cafeteria)

EXPERIMENTAL SESSION (Option B: Suture - Dry) – 3F Laboratory

10.30-12.30 Hands-On Session on Dry Box – Pad (2 hours): One participant per station

Training Procedures:

- ✚ Warm up
- ✚ Picking up of needle
 - Press-down technique
 - Lift string technique
 - Pronation technique
- ✚ Adjustment of needle angles
- ✚ Driving through the needles
- ✚ Pull the needle
- ✚ Knot tying
 - Near short end
 - Make long end parallel to needle holder
 - Right hand only rotation
 - Proper tightening of knot
 - Continuous knot formation
- ✚ Slip knot
- ✚ Extracorporeal suture
- ✚ Continuous suture
- ✚ Left hand suture
- ✚ Extreme wheel suture

12.30-13.30 Lunch (1F Cafeteria)

EXPERIMENTAL SESSION (Option B: Suture - Dry) – 3F Laboratory

This program is subject to modification.

13.30-16.30 Hands-On Session on Ex-vivo Porcine Tissue (3 hours): Two participants per station

Training Procedures:

- ✚ Gastrojejunostomy
- ✚ Jejunojejunostomy
- ✚ Laparoscopic stapling (GIA, EEA)
- ✚ T-tube placement and suturing of CBD
- ✚ Choledochojejunostomy
- ✚ Pancreaticojejunostomy

16.30-17.00 **Debriefing**

17.00 pm End of session
Evaluation of the day at reception desk (1F)

17.20 pm Faculty & Participant Shuttlebus from IRCAD Taiwan to Congress Dinner

17.40 pm Congress Dinner

19.40 pm Faculty & Participants back from Congress Dinner to Hotel



Day 2 – Sunday, June 22nd, 2025

07.50 am Faculty & Participant Shuttlebus from Hotel to IRCAD-Taiwan

08.15 am Registration

THEORETICAL SESSION – 1F Auditorium

Chairmen:

08.20-08.40  GI anastomosis with stapling
 Suturing in difficult conditions, such as leak, bleeding, deep and narrow space

黃宇匡 Y.H. WONG

08.45-09.05 Start learning and trouble shooting


王子瑄 T. H. WANG

09.10-09.30 Advanced Suturing Techniques

Tomonori HADA

09.35-09.55 **PRE-LAB SESSION IN AUDITORIUM**




黃士維 W. HUANG


 Lab rules, demonstration of porcine anatomy, procedures to be performed

09.55-10.20 Coffee Break

EXPERIMENTAL SESSION (Option B: Porcine) – 3F Laboratory

10.20-12.50 Hands-On Session on Live Animal (2.5 hours): Two participant per station

 Cholecystectomy
 Small bowel resection and anastomosis
 Gastrojejunostomy


 Optional Procedures:
 ■ Nissen Fundoplication
 ■ Gastrectomy
 ■ Splenectomy

12.50-13.50 Lunch (1F Cafeteria)

EXPERIMENTAL SESSION (Option B: Porcine) – 3F Laboratory

13.50-16.50 Hands-On Session on Live Animal (3 hours): Two participant per station

 TAPP hernia repair
 Common Bile Duct Exploration and T-tube insertion

 Optional:
 ■ Dissection of Hepatic pedicle
 ■ Rouex-en-Y Hepaticojejunostomy
 ■ Nephrectomy

CONCLUSION – 1F Auditorium

16.50-17.00 Wrap Up
 Evaluation of the day

17.00 pm End of the course
 Delivery of certificate of attendance

17.20 pm Participant & Faculty Shuttlebus from IRCAD-Taiwan to Hotel & Taichung HSR Station

彰濱秀傳醫療園區地圖

Map of Chang Bing Show Chwan Health Park



Restaurant 餐廳	Tel 電話	Address 地址
LeeLi's	+886-4-777-1822	鹿港鎮興化街 40-1 號 No. 40-1, Xinghua St, Lukang
海味珍海鮮餐廳 Hai Wei Zhen Seafood	+886-4-778-6442	鹿港鎮鹿東路二段 173 號 No. 173, Section 2, Ludong Rd, Lukang
木生海鮮會館 Mu Sheng Seafood	+886-4-776-4072	鹿港鎮自由路 77 號 No. 77, Ziyou Rd, Lukang
勝豐吧 Sheng Feng Bar	+886-958-336- 211	鹿港鎮民族路 131 號 No. 131, Minzu Rd, Lukang