

# PROGRAM

ASIA IRCAD – TAIWAN

## INTENSIVE COURSE IN LAPAROSCOPIC GENERAL SURGERY

OCTOBER 20- 24, 2025



### CHAIRMAN

黃明和 Min-Ho HUANG

*President, IRCAD Taiwan/AITS  
Show Chwan Memorial Hospital,  
Changhua, Taiwan*

### DEAN

黃士維 Wayne Shih-Wei HUANG

*Dean, IRCAD Taiwan/AITS  
Show Chwan Memorial Hospital,  
Changhua, Taiwan*

### OBJECTIVES

---

**Provide Participants with essential knowledge for Clinical Laparoscopic Applications**

- **Fundamental principles:** overview of instruments, materials and equipment along with key laparoscopic techniques
- **Hands-on training:** practical sessions to learn or improve skills in:
  - intra-corporeal suturing and knot tying
  - two-handed coordination for manipulation and dissection
  - safe use of energy and laparoscopic staplers, clips...
- **Outcome and Complication:** discussion of expected results and potential complications of laparoscopic procedures

### EDUCATIONAL METHODS

---

- Interactive didactic and video sessions between faculty and participants
- Live & pre-recorded operative demonstrations
- Supervised hands on training sessions on ex-vivo and live animal models
- Objective assessment of technical skills (OSATS)

## ONLINE FACULTY

---

 Jacques MARESCAUX (France)

 Filip MUYSOMS (Belgium)

## INVITED INTERNATIONAL FACULTY

---


 Bernard DALLEMAGNE (Belgium)

 Isaac En SEOW (Singapore)

 Silvana PERRETTA (Italy)

 Le Quan Anh Tuan (Vietnam)

 Pietro RIVA (Italy)

 이 상웅 Sang-Woong LEE (Japan)

 Miguel MENDOZA (Philippines)

 Yusuke WATANABE (Japan)

 Raymund ONG (Philippines)


 Hiroshi HIRUKAWA (Japan)


 Mary Grace Rojas (Philippines)

 Mamoon RAHMAN (Saudi Arabia)

## INVITED TAIWAN FACULTY


---


 黃士維 (Wayne) Shih-Wei HUANG – 秀傳紀念醫院

 林忠葦 (Charles) Chung-Wei LIN – 秀傳紀念醫院

 林建華 (Michael) Chien-Hua LIN – 秀傳紀念醫院

 雷浩然 Hao-Jan LEI - 臺北榮民總醫院

 陳自諒 (William) Tzu-Liang CHEN – 中國醫藥大學附設醫院

 柯道維 Tao-Wei KE - 中國醫藥大學附設醫院

 施沐嫻 (Sandy) Mu-Shan Shih - 萬芳醫院

# Day 1 – Monday, October 20<sup>th</sup>, 2025




08.10 am Faculty & Participant Shuttlebus from Lugang UNION HOUSE Hotel to IRCAD-Taiwan

08.30 am Registration & Take Photo for Course Booklet

## THEORETICAL SESSION – 1F Auditorium

09.00 am **Welcome to participants  
& Pre-course evaluation w/voting system**

09.10-10.00 **Basic Principles of Laparoscopic Surgery** B. DALLEMAGNE

-  Operating room set-up
-  Review of the techniques of access to the peritoneal cavity
-  Trocar characteristics, risks, safe manipulation and positioning

10.00-10.30 **Laparoscopic Suturing**, Sewing, Knot Tying 黃士維 W. HUANG

10.30-10.50 PRE-LAB SESSION IN AUDITORIUM 黃士維 W. HUANG  
 Description of the lab rules









10.50-11.20 Group Photo & Coffee Break (1F Cafeteria)  
 – Registration for University Diploma at Reception Desk

## EXPERIMENTAL SESSION (Option B: Suture – Dry Lab) – 3F Laboratory

Lab Demonstration

11.20-13.20 Hands-On Session on Dry Box – Pad

### **Training Procedures:**

-  Picking up of needle
-  Adjustment of needle angles
-  Driving through the needles right hand / left hand
-  Pulley method
-  Knot tying
-  Right hand only rotation
-  Proper tightening of knot
-  Continuous knot formation

13.20-14.20 Lunch (1F Cafeteria)

## THEORETICAL SESSION – 1F Auditorium

---

14.20-14.50	<b>Key Equipment for Laparoscopy</b>	Y. WATANABE
	<ul style="list-style-type: none"> <li>Insufflator: operation and safety rules</li> <li>Electrosurgery and UltraSonic devices</li> </ul>	
14.50-15.10	<b>08.50-09.10 France (CEST+2)</b> How Artificial Intelligence will revolutionize Minimally Invasive Surgery?	J. MARESCAUX (Video Conference)

## EXPERIMENTAL SESSION (Option B: Suture – Dry Lab) – 3F Laboratory

---

15.15-18.15 Hands-On Session on **Ex-vivo Tissue**

**Training Procedures:**

- Gastrojejunostomy
- Jejunojunostomy

Additional practice if have time:

- Hernia suture
- Choledochojejunostomy
- Pancreaticojejunostomy
- Bleeding control suture

18.25 pm End of session  
Evaluation of the day at reception desk (1F)

18.25 pm Faculty & Participant Shuttlebus from IRCAD-Taiwan to Congress Dinner

*Shuttlebus will drop off at Union House.*



*Please keep walking & turn left to the dinner restaurant. See map below.*

18.50 pm Congress Dinner

## Day 2 – Tuesday, October 21<sup>st</sup>, 2025


07.40 am Faculty & Participant Shuttlebus from Lugang UNION HOUSE Hotel to IRCAD-Taiwan

### THEORETICAL SESSION – 1F Auditorium




08.00-08.40 **Laparoscopic Hernia Repair** B. DALLEMAGNE  
 Laparoscopic anatomy of inguinal hernia repair  
 Rationale of the laparoscopic approach (TAPP, TEP)

### LIVE SURGERY – 1F Auditorium

08.40-11.00 **LIVE OR PRE-RECORDED OPERATIVE DEMONSTRATIONS** 黃士維 W. HUANG  
**HERNIA & Cholecystic Surgery**

11.00-11.30 **Laparoscopic Hernia Repair** B. DALLEMAGNE  
 Strangulated hernia, postoperative complications, pain

11.30-12.00 Coffee Break (1F Cafeteria)

12.00-13:00 **Laparoscopic Biliary Surgery** R. ONG  
 Basic principles of laparoscopic cholecystectomy: critical view of safety  
 Laparoscopic surgery for acute cholecystitis  
 Laparoscopic common bile duct exploration

13.05-13.35 **07.05-07.35 Belgium (CEST+2)** F. MUYSONS  
 Ventral and Incisional hernia: modern strategy (Video Conference)




13.40-14:00 **PRE-LAB SESSION IN AUDITORIUM**

14.00-14.40 Lunch (1F Cafeteria)  
 – Last day to register for University Diploma at Reception Desk

### EXPERIMENTAL SESSION (Option B: Live Tissue) – 3F Laboratory

14.40-19.10 Hands-On Session on Live Tissue  
**OSATS – Technical Skills Evaluation (Initial)**

#### **Training Procedures:**

-  TAPP inguinal hernia repair
-  Small bowel resection and anastomoses
-  Gastrojejunostomy

19.20 End of Session  
 Participant Shuttlebus from IRCAD-Taiwan to Hotel

This program is subject to modification.

## Day 3 – Wednesday, October 22<sup>nd</sup>, 2025

07.40 am Faculty & Participant Shuttlebus from Lugang UNION HOUSE Hotel to IRCAD-Taiwan

### THEORETICAL SESSION – 1F Auditorium

08.00-08.45 **Laparoscopic Surgery for Abdominal Emergencies**

**Chairmen:**  
M. MENDOZA

- + Acute appendicitis
- + Bowel, gastric perforation

### LIVE SURGERY – 1F Auditorium

08.50-10.20 **LIVE OR PRE-RECORDED OPERATIVE DEMONSTRATIONS**

Liver, Stomach or Gastric Cancer  
(cases to be determined)

10.20-10.50 Coffee Break (1F Cafeteria)

#### **Forgut Surgery**

- 10.50-12.05
- + Surgical treatment of GERD & Hiatal Hernia
  - + Achalasia
    - Laparoscopic Heller myotomy
    - Peroral endoscopic myotomy (POEM)

B. DALLEMAGNE  
S. PERRETTA

- 12.10-12.55
- + Radical Gastrectomy for Cancer
    - Total Gastrectomy
    - Distal Gastrectomy

S.W. LEE

13.00-13.45 LUNCH (1F Cafeteria)

### EXPERIMENTAL SESSION (Option B: Porcine) – 3F Laboratory

13.45-14.00 PRE-LAB SESSION IN AUDITORIUM

- + Description of the surgical procedures

14.00-18.30 Hands-On Session on Live Tissue

#### **Training Procedures:**

- + Gastrojejunostomy-Stapling
- + Fundoplication
- + Cholecystectomy
- + Splenectomy

18.40 End of session  
Evaluation of the day at reception desk (1F)

18.40 Faculty & Participant Shuttlebus from IRCAD-Taiwan to Hotel  
Evening Free

## Day 4 - Thursday, October 23<sup>rd</sup>, 2025

07.40 am Faculty & Participant Shuttlebus from Lugang UNION HOUSE Hotel to IRCAD-Taiwan

### THEORETICAL SESSION – 1F Auditorium

08.00-08.25 Surgical Innovation & Start up

**Chairmen:**

黃士維 W. HUANG

### LIVE SURGERY – 1F Auditorium




08.30-10.30 **LIVE OR PRE-RECORDED OPERATIVE DEMONSTRATIONS**

Laparoscopic Colorectal Surgery  
(cases to be determined)

10.30-11.00 Coffee Break (1F Cafeteria)

### THEORETICAL SESSION – 1F Auditorium

#### **Colorectal Surgery**

11.00-12.00  Laparoscopic right and left colectomy  
 TME total mesorectal excision in rectal cancer  
 Transanal TME and TEM Robotic surgery

I. SEOW

陳自諒 W. CHEN

陳自諒 W. CHEN

12.00-12.30 **Case Report** - Presentation (7 min) + Q&A (3 min)

Thyroid Surgery / Transoral  
HPB Surgery: Management of Complications

李奇璋

林仁道





12.30-13.30 Lunch (1F Cafeteria)

### EXPERIMENTAL SESSION (Option B: Porcine) – 3F Laboratory

13.30 Pre-lab

13.45-18.30 Hands-On Session on Live Tissue  
**OSATS – Technical Skills Evaluation (Final)**

#### **Training Procedures** \*:

 Gastric bypass (handsewn)  
 Dissection of the hepatic pedicle  
 Partial liver resection  
 Liver segmentectomy

#### \* **Strasbourg University Diploma** \*

Proficiency Test (Only for enrolled candidates)

 Validating procedure: small bowel resection / anastomoses

18.40 End of session  
Evaluation of the day at reception desk (1F)

## Day 5 - Friday, October 24<sup>th</sup>, 2025

07.40 am Faculty & Participant Shuttlebus from Lugang UNION HOUSE Hotel to IRCAD-Taiwan

### THEORETICAL SESSION – 1F Auditorium

08.00-08.25 **Bariatric and Metabolic Surgery** P. RIVA  
 + Managing weight regain and dumping after GBP: APC, endoscopic sutures or both?

### LIVE SURGERY – 1F Auditorium

08.30-10.30 **LIVE OR PRE-RECORDED OPERATIVE DEMONSTRATIONS** S. PERRETTA  
 ESG (cases to be determined)

10.30-11.00 Coffee Break (1F Cafeteria)

11.00-12.00 **Bariatric and Metabolic Surgery** P. RIVA  
 + Sleeve gastrectomy and Bypass: pros and cons  
 + The emerging role of bariatric endoscopy  
 + Endoscopic management of bariatric complications: clinical cases discussion

12.05-12.30 **10.00-10.20 India (IST/GMT+5:30)** M. BHANDARI  
 + Precision Bariatrics: A Phenotype-Based Approach to Sleeve Gastrectomy and Gastric Bypass (10 mins)  
 + Surgical management of common and difficult complications (10 mins)

12.30-13.30 Lunch (1F Cafeteria)

13.00-13.30 **Strasbourg University Diploma:**  
 Proficiency Test (Only for enrolled candidates)  
 + Multiple choice questions

### THEORETICAL SESSION – 1F Auditorium

13.30-14.00 **ROBOTIC SURGERY OVERVIEW** 林忠葦 C. LIN

14.00-14.30 **Pancreatic Surgery** B. DALLEMAGNE  
 + Enucleation and distal pancreatectomy

14.30-15.00 **THE FUTURE OF SURGERY IS FLEXIBLE** S. PERRETTA

15.00 pm End of the course  
 Evaluation of the day & Delivery of certificate of attendance

15.20 pm Participant & Faculty Shuttlebus from IRCAD-Taiwan to Hotel & Taichung HSR Station



## 彰濱秀傳醫療園區地圖

### Map of Chang Bing Show Chwan Health Park



Restaurant 餐廳：	Tel 電話：	Address 地址：
LeeLi's	+886-4-777-1822	鹿港鎮興化街 40-1 號
海味珍海鮮餐廳 Hai Wei Zhen Seafood	+886-4-778-6442	鹿港鎮鹿東路二段 173 號
木生海鮮會館 Mu Sheng Seafood	+886-4-776-4072	鹿港鎮自由路 77 號
王罔麵線糊 Wang Wang Noodle Paste	+886-958-629-960	鹿港鎮民族路 268 號
永香民俗小吃 Yong Xiang Taiwan Snack	+886-4-778-7464	鹿港鎮金門巷 55 號
掬翠拾煙蔬食創作料理 (素) Ju Cui Shi Yan (Vegetarian)	+886-4-778-9112	鹿港鎮金盛巷 10 號
勝豐吧 Sheng Feng Bar	+886-958-336- 211	鹿港鎮民族路 131 號

## NOTE