

PROGRAM

ASIA IRCAD - TAIWAN

PRECISION ENDOCRINE SURGERY: RFA + SP + ROBOTIC THYROID SURGERY + FLUORESCENCE – GUIDED ENDOCRINE SURGERY & CADAVER LAB

SEPTEMBER 18 - 19, 2026



PRESIDENT

Jacques MARESCAUX

*President, IRCAD/EITS,
University of Strasbourg, France*

CHAIRMAN

黃明和 Min-Ho HUANG

*President, IRCAD Taiwan/AITS,
Show Chwan Memorial Hospital,
Changhua, Taiwan*

DIRECTOR

黃士維 Wayne Shih-Wei HUANG

*Dean, IRCAD Taiwan/AITS,
Show Chwan Memorial Hospital,
Changhua, Taiwan*

COURSE DIRECTOR

Quan-Yang DUH

*Chief of Endocrine Surgery,
University of California, San
Francisco, USA*

Paolo MICCOLI

*Professor of Surgery,
University of Pisa, Italy*

吳鴻昇 James Hurng-Sheng WU

*Honorary, Dean, IRCAD
Taiwan/AITS, Show Chwan
Memorial Hospital,
Changhua, Taiwan*

OBJECTIVES

- Cover a comprehensive spectrum of minimally invasive and advanced endocrine surgical procedures.
- Provide clear indications for surgical treatment and review potential operative complications.
- Highlight key technical aspects of minimally invasive thyroidectomy and parathyroidectomy through live or pre-recorded demonstrations.
- Facilitate real-time interaction and discussion between faculty and participants during operative broadcasts.
- Offer hands-on training using anatomical specimens under expert guidance to improve surgical technique and procedural confidence.
- Describe practical approaches and decision-making strategies for thyroid and parathyroid surgery.

EDUCATIONAL METHODS

- Interactive theoretical and video-based sessions with active exchange between faculty and participants
- Live and pre-recorded demonstrations of operative techniques
- Cadaver-based hands-on training to practice minimally invasive thyroid and parathyroid approaches
- Case discussions to support clinical reasoning and procedural planning

TARGET AUDIENCE

- General Surgeons
- Endocrine Surgeons
- Surgeons interested in minimally invasive thyroid and parathyroid surgery

INVITED INTERNATIONAL FACULTY

- | | |
|-------------------------------|------------------------------------|
| ✚ Jacques MARESCAUX (France) | ✚ Angkoon ANUWONG (Thailand) |
| ✚ Quan-Yang DUH (USA) | ✚ Kiyomi HORIUCHI (Japan) |
| ✚ Paolo MICCOLI (Italy) | ✚ Ike Miguel MENDOZA (Philippines) |
| ✚ Gabriele MATERRAZZI (Italy) | ✚ (South Korea) |
| ✚ Piermarco PAPINI (Italy) | ✚ Nobuhiro FUKUNARI (Japan) |

INVITED TAIWAN FACULTY

- | | |
|--------------------------------|-------------------------------------|
| ✚ 陳瑞裕 Jui-Yu CHEN - 臺北榮民總醫院 | ✚ 梁宗榮 Tsung-Jung LIANG - 高雄榮民總醫院 |
| ✚ 鄭世平 Shih-Ping CHENG - 馬偕紀念醫院 | ✚ 陳華宗 CHEN - 花蓮慈濟醫院 |
| ✚ 吳明勳 Ming-Hsun WU - 臺大醫院 | ✚ 吳鴻昇 James Hurng-Sheng WU - 秀傳紀念醫院 |
| ✚ 陳坤源 Kuen-Yuan CHEN - 臺大醫院 | ✚ 黃士銘 Shih-Ming HUANG - 秀傳紀念醫院 |
| ✚ 施銘朗 Ming-Lang SHIH - 三軍總醫院 | ✚ 李岳聰 Yueh-Tsung LEE - 秀傳紀念醫院 |
| ✚ 伍希元 Si-Yuan WU - 三軍總醫院 | ✚ 楊力衡 YANG - 秀傳紀念醫院 |
| ✚ 陳育賢 Yu-Hsien CHEN - 基隆長庚醫院 | |
| ✚ 紀順裕 Shun-Yu CHI - 高雄長庚紀念醫院 | |

Course Manager	柯宜汝 Sara 0937-929-310
Location	彰濱秀傳亞洲遠距微創手術中心 IRCAD-Taiwan (Asian Institute of TeleSurgery) https://www.ircadtaiwan.com/en-us/
Address	505 彰化縣鹿港鎮鹿工路 6-1 號 No. 6-1, Lugong Rd., Lukang Township, Changhua County, 505 https://maps.app.goo.gl/rLLajKYJR2KVdT3X9
Tel	+886-4-781-2988

Day 1 - Friday, September 18th, 2026

08.00 am Faculty & Participant Shuttlebus from Hotel to IRCAD Taiwan

08.15 am Registration & Take Photo for Course Booklet

MORNING

LIVE SURGERY – 1F Auditorium

08.30 am **Welcome to participants** 黃士維 W. HUANG & 吳鴻昇 J. WU

Chairman: 陳瑞裕 J.Y, CHEN, M. MENDOZA, 吳明勳 M.H. WU

08.40-13.00 **LIVE OR PRE-RECORDED OPERATIVE DEMONSTRATIONS**

✚ Live Surgery & Technology Integration (cases to be determined)

Technology Highlights

- ✓ ICG Fluorescence Imaging
- ✓ Parathyroid Autofluorescence
- ✓ Continuous and / or Intermittent Neuromonitoring
- ✓ Intraoperative I-PTH Monitoring
- ✓ Advanced Energy Devices
- ✓ Precision Endocrine Surgery

Case 1: MIVAT

✚ Video-Assisted Thyroidectomy in the Era of Precision Surgery

P. MICCOLI,
G. MATERRAZZI,
P. PAPINI
A. ANUWONG

Case 2: TOETVA

- ✚ Natural Orifice Thyroid Surgery:
- ✚ Current Evidence and Technical Pearls

Case 3: SP Robotic Thyroid Surgery (Live from South Korea – pending)

(TBD)

Case 4: da Vinci Xi

✚ Robotic Thyroidectomy: Standardization and Complex Cases

G. MATERRAZZI




13.00-13.50 Lunch (1F Cafeteria)

AFTERNOON



THEORETICAL SESSION – 1F Auditorium

Chairman: 楊力衡 YANG, 陳育賢 Y.H. CHEN, 施銘朗 M.L. SHIH


Session I: Evolution of Minimally Invasive Thyroid Surgery

- | | | |
|-------------|--|---------------|
| 13.50-14.10 |  MIVAT: Thirty Years of Experience and Future Perspectives | P. MICCOLI |
| 14.15-14.35 |  TOETVA: How to Avoid Pitfalls and Complications | A. ANUWONG |
| 14.40-15.00 |  Robotic Thyroidectomy: Single-Port versus Multi-Port Platforms | G. MATERRAZZI |


Session II: Fluorescence-Guided Endocrine Surgery

- | | | |
|-------------|---|-------------------|
| 15.05-15.25 |  Beyond Visual Identification: Autofluorescence and ICG Fluorescence in Parathyroid Preservation | 黃士銘
S.M. HUANG |
| 15.30-15.50 |  Quantitative Assessment of Parathyroid Perfusion: Can We Prevent Permanent Hypoparathyroidism? | Q.Y. DUH |



Session III: Advanced Imaging and Navigation

- | | | |
|-------------|--|-----------|
| 15.55-16.15 |  4D-CT, 3D Reconstruction and Augmented Reality for Endocrine Surgery | 吳鴻昇 J. WU |
|-------------|--|-----------|

16.15-16.45 Coffee Break (1F Cafeteria)

- | | | |
|-------------|---|-----------------------------------|
| 16.45-17.05 | 10.45-11.00 France (CEST/GMT+2)
 How Artificial Intelligence is revolutionizing Minimally Invasive Surgery? | J. MARESCAUX
(videoconference) |
|-------------|---|-----------------------------------|

Session IV: Oncology and Innovation

- | | | |
|-------------|---|-------------|
| 17.10-17.30 |  Precision Thyroid Oncology: Key Updates from ATA 2025 and NCCN 2026 | N. FUKUNARI |
| 17.35-17.55 |  Regulations, Ethics and Governance of Surgical Innovation | Q.Y. DUH |

18.00 pm End of session
Evaluation of the day at reception desk (1F)

18.15 pm Faculty & Participant Shuttlebus from IRCAD Taiwan to Congress Dinner

18.45 pm Congress Dinner

Day 2 - Saturday, September 19th, 2026

08.00 am Faculty & Participant Shuttlebus from Hotel to IRCAD Taiwan

MORNING

PRE-LAB – 1F Auditorium

08.30-09.00	<u>Introduction to Cadaver Laboratory</u> Learning Objectives: <ul style="list-style-type: none"> ✚ Safe application of new technology ✚ Fluorescence-guided surgery ✚ Neuromonitoring-guided dissection ✚ Remote-access thyroid surgery ✚ Radiofrequency ablation techniques 	International Faculty
09.00-09.30	<u>Pre-Lab Technical Session</u> TOETVA: <ul style="list-style-type: none"> ✚ Patient Selection, Port Placement and Critical Steps ✚ Working space creation ✚ Midline approach ✚ RLN identification ✚ Parathyroid preservation ✚ Specimen retrieval ✚ Complication avoidance 	A. ANUWONG

EXPERIMENTAL LABORATORY (Option C: Cadaver Lab) – 3F Laboratory

09.30-13.00	Hands-On Session on Cadaver <u>Training Procedures:</u> <u>TOETVA Master Table</u> Faculty Demonstration: <ul style="list-style-type: none"> ✚ Vestibular port placement ✚ Working space creation ✚ Central neck dissection ✚ Thyroid lobectomy ✚ Total thyroidectomy 	ALL FACULTIES
		A. ANUWONG

13.00-14.00 Lunch (1F Cafeteria)

EXPERIMENTAL LABORATORY (Option C: Cadaver Lab) – 3F Laboratory

14.00-16.30 Hands-On Session on Cadaver

Continuation of Morning Lab

Session V: Emerging Treatments Beyond Surgery

16.30-16.50	✚ Radiofrequency Ablation for Low-Risk PTMC: Active Biological Control Between Surveillance and Surgery	N. FUKUNARI
16.55-17.15	✚ Japanese Guidelines for Medullary Thyroid Cancer	K. HORIUCHI
17.20-17.40	✚ Primary Hyperparathyroidism ✚ Pheochromocytoma ✚ Genetic Screening ✚ MEN1: Optimal Timing of Parathyroidectomy and Gland Preservation Strategies	Q.Y. DUH
17.40-18.00	Certificate Ceremony Presentation of Certificates Closing Remarks	
18.00 pm	End of the course Delivery of certificate of attendance	
18.15 pm	Participant & Faculty Shuttlebus from IRCAD-Taiwan to Hotel & Taichung HSR Station	


ASIA IRCAD - TAIWAN

PRECISION ENDOCRINE SURGERY: FROM FLUORESCENCE- GUIDED SURGERY TO ARTIFICIAL INTELLIGENCE


SEPTEMBER 18 - 19, 2026

交通車時刻表 Shuttlebus Time Schedule


出發時間 Departure Time	路線 Route
Day 1: September 18 (星期五 Friday)	
08:00	鹿港永樂酒店 → 彰濱秀傳微創手術中心 Lukang Union House → IRCAD-Taiwan
18:15	彰濱秀傳微創手術中心 → 鹿港永樂酒店 / 大會晚宴 IRCAD-Taiwan → Lugang Union House / Congress Dinner
20:45	大會晚宴 → 樂活紓壓俱樂部 Congress Dinner → Lugang Lohas Relaxing Club
Day 2: September 19 (星期六 Saturday)	
08:00	鹿港永樂酒店 → 彰濱秀傳微創手術中心 Lukang Union House → IRCAD-Taiwan
18:15	彰濱秀傳微創手術中心 → 鹿港永樂酒店 → 高鐵台中站 IRCAD-Taiwan → Union House Lukang → Taichung HSR Station  高鐵接駁車將從 IRCAD 直接出發，請您於早上退房後，將行李一併帶至 IRCAD 報到。 <i>*The HSR shuttle will depart directly from IRCAD-Taiwan.</i> <i>Please check out of your hotel in the morning and bring your luggage with you to IRCAD.</i>

 行李寄放：退房後請將行李帶至 IRCAD，櫃台後方備有行李間。

Luggage: After check-out, please bring your luggage to IRCAD. A storage area is available behind the front desk.

 停車：可停放於醫院停車格，課程結束後至 IRCAD 櫃台領取免費停車券。

Parking: Park in the hospital lot and get a free parking voucher at the IRCAD front desk after the course.

 計程車：若需叫車，請提前告知工作人員協助安排。

Taxi: Let our staff know in advance if you need a taxi, and we'll assist with booking.

Hotel Information	鹿港永樂酒店 Yong Le Lukang, a Tribute Portfolio Hotel (UNION HOUSE Lukang) https://www.yonglelukang.com.tw/
Address	505 彰化縣鹿港鎮三民路 152 號 No. 152, Sanmin Road, Lukang Township, Changhua County, 505 https://goo.gl/maps/xVGxf1XecPLAd4z4A
Tel	+886-4-776-2999

彰濱秀傳醫療園區地圖

Map of Chang Bing Show Chwan Health Park



Hotel Information	樂活紓壓俱樂部 LOHAS RELAXING CLUB Lukang https://www.facebook.com/lukanglohas
Address	505 彰化縣鹿港鎮鹿工路 6 號 (彰濱秀傳心理健康大樓 2F) 2F, No. 6-2, Lugong Road, Lukang Township, Changhua County, 505 (Chang Bing Show Chwan Memorial Hospital, Mental Health Building 2F) https://maps.app.goo.gl/9JDCZZjYwPuC4g1M7
Tel	+886-4-781-1163

Local Dining Options	
LeeLi's	Taiwanese-Western Fusion Bistro
海味珍海鮮餐廳	Hai Wei Zhen Seafood
水生海鮮會館	Mu Sheng Seafood
王岡麵線糊	Wang Wang Noodle
永香民俗小吃	Yong Xiang Taiwan Snack
掬翠拾煙蔬食創作料理 (素)	Ju Cui Shi Yan (Vegetarian)
勝豐吧	Sheng Feng Bar